



KLAUER

MANUFACTURING CO.



STEEL SIDING

AND ACCESSORIES

STEEL SIDING AND ACCESSORIES

- › Steel Siding 4–5
- › Seamless Steel Siding Coil 5
- › Steel Siding Accessories 6–8
- › Steel Shake Accent Siding 8
- › Steel Shake Accent Siding Accessories 9
- › Steel Shingle Accent Siding 9
- › Steel Shingle Accent Siding Accessories 9
- › CottageWood Shingle Siding 10
- › CottageWood Steel Shingle Siding Accessories 11
- › Steel Siding Collection 12
- › Universal Siding Accessories
(Manufactured From Aluminum) 13–15
- › James Hardie Aluminum Siding Accessories,
LP Expert Finish Aluminum Flashing and
Wood Fiber Siding Accessories Color Charts 16–17

TOUGHNESS NEVER LOOKED SO GOOD

Want to improve your home’s curb appeal with a look that’s vibrant *and* resilient? Klauer steel siding looks great—and it’s finished with a durable, long-lasting coating that resists cracking, peeling, flaking, blistering, chipping, fading and more.

And you can choose from three distinct finishes. All three finishes are coated over G60 hot-dipped galvanized .015-thick (29 gauge) steel substrate.



KLAUER *CLASSIC*[™]

The Klauer Classic Steel Siding and Accessories collection is available in 24 solid siding colors.

BENEFITS:

- › Two-coat XT40S siliconized polyester paint system
- › Excellent corrosion protection
- › Modified with silicone for exceptional roll-forming performance
- › Super-durable polyester resins provide superior resistance to chalking, fading and environmental weathering
- › Precision nylon-particle additives enhance the finish with texture
- › Highest-quality exterior grade and ceramic pigmentation amplifies long-term color and gloss retention
- › Meets minimal solar reflectance for ENERGY STAR[™] approval
- › Lifetime limited warranty paint system

KLAUER *ELITE*[™]

The Klauer Elite Steel Siding and Accessories collection is available in five attractive colors. Klauer Elite adds durability, richness and low-glare, true-color appearance—even on the brightest days and in the toughest elements.

BENEFITS:

- › Two-coat XT40S siliconized polyester paint system
- › Excellent corrosion protection
- › Modified with silicone and high-performance wax for exceptional roll-forming performance
- › Proprietary wrinkle-textured finish provides a warm and low-reflective finish that retains color richness in the brightest direct sunlight
- › Super-durable polyester resins provide superior resistance to chalking, fading and environmental weathering, plus exceptional impact-resistant properties
- › Meets solar reflectance, LEED and ENERGY STAR requirements
- › Lifetime limited warranty paint system

KLAUER *Prestige*[™]

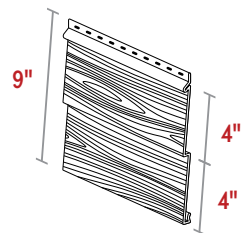
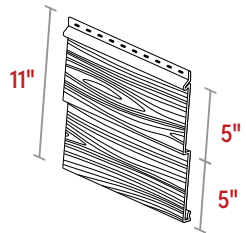
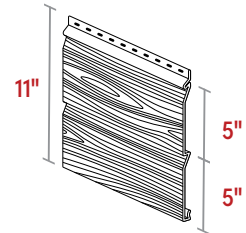
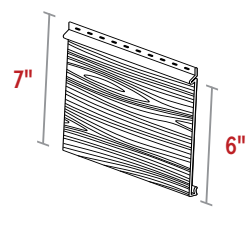
The Klauer Prestige Steel Siding and Accessories collection replicates nature’s colors and textures. Its unique color palette consists of five two-tone shades that create the look of naturally stained wood.

BENEFITS:

- › Four-coat XT40S siliconized polyester paint system
- › Excellent corrosion protection
- › Super-durable polyester resins provide superior resistance to chalking, fading and environmental weathering
- › Custom-designed, woodgrain-print overlay enriches and adds depth to our modern, real-wood look and top-of-the-line finish
- › Final application of polyester clear coat adds superior protection against scratches, dirt retention and staining
- › Meets minimal solar reflectance for ENERGY STAR approval
- › Lifetime limited warranty paint system



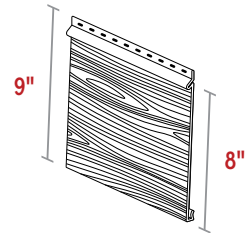
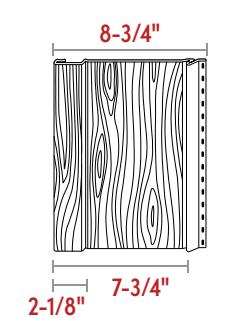
STEEL SIDING

	PART NUMBER	PRODUCT DESCRIPTION	PACKAGING AND SPECIFICATIONS
	57110	Double 4" Woodgrain	12 ft. 6 in. length 1 sq./ctn. 12 pcs./ctn. 89 lbs./ctn. 7.42 lbs./pc.
	57120	Double 5" Woodgrain	12 ft. length 1 sq./ctn. 10 pcs./ctn. 86 lbs./ctn. 8.6 lbs./pc.
	57130	Double 5" Dutchlap Woodgrain <i>Not available in Klauer Classic colors Brick Red, Brownstone, Chocolate, Colonial Blue, Ember Gray, Liberty Gray, Mountain Green, Terra Bronze and Winter Sage</i>	12 ft. length 1 sq./ctn. 10 pcs./ctn. 86 lbs./ctn. 8.6 lbs./pc.
	57160	Single 6" Woodgrain	12 ft. 6 in. length 1 sq./ctn. 16 pcs./ctn. 90 lbs./ctn. 5.63 lbs./pc.

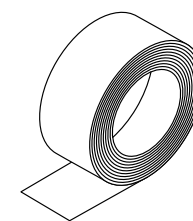
continued

STEEL SIDING

continued

	PART NUMBER	PRODUCT DESCRIPTION	PACKAGING AND SPECIFICATIONS
	57140	8" Horizontal Woodgrain	12 ft. 6 in. length 1 sq./ctn. 12 pcs./ctn. 87 lbs./ctn. 7.25 lbs./pc.
	57150	8" Vertical Board and Batten Woodgrain	10 ft. length 1 sq./ctn. 15 pcs./ctn. 87 lbs./ctn. 5.8 lbs./pc.

SEAMLESS STEEL SIDING COIL



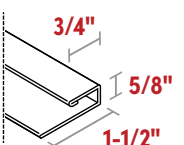
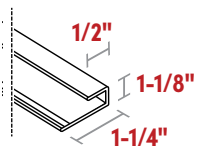
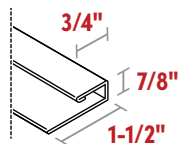
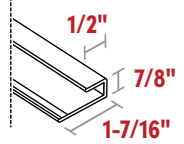
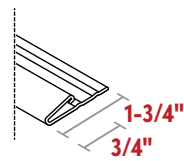
PART NUMBER	PRODUCT DESCRIPTION	PACKAGING AND SPECIFICATIONS
57310	Seamless Steel Coil	9-3/40 in. width 700 approx. lbs.
57320	Seamless Steel Coil	10-5/8 in. width 700 approx. lbs.
57330	Seamless Steel Coil	13-1/4 in. width 700 approx. lbs.

Minimum coil order weight is 250 lbs.

STEEL SIDING ACCESSORIES



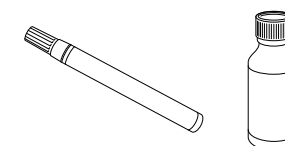
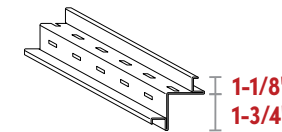
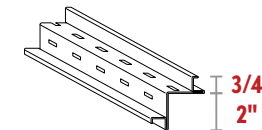
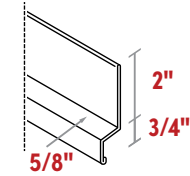
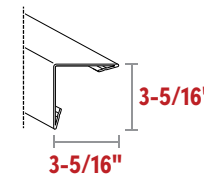
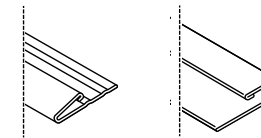
PART NUMBER	PRODUCT DESCRIPTION	PACKAGING AND SPECIFICATIONS
57340	Steel Trim Coil	13-1/4 in. x 50 ft. 1 coil/ctn. 36 lbs.
57350	Steel Trim Coil	24-1/2 in. x 50 ft. 1 coil/ctn. 67 lbs.
57200	Sill Trim	12 ft. 6 in. length 300 linear ft./ctn. 24 pcs./ctn. 45 lbs./ctn. 1.86 lbs./pc.
44275	7/8" J Channel With 1/2" Face	12 ft. 6 in. length 300 linear ft./ctn. 24 pcs./ctn. 48 lbs./ctn. 2 lbs./pc.
44279	7/8" J Channel With 3/4" Face	12 ft. 6 in. length 250 linear ft./ctn. 20 pcs./ctn. 44 lbs./ctn. 2.2 lbs./pc.
57720	1-1/8" J Channel With 1/2" Face	12 ft. 6 in. length 300 linear ft./ctn. 24 pcs./ctn. 51 lbs./ctn. 2.13 lbs./pc.
44274	5/8" J Channel Best for 8" vertical siding	12 ft. 6 in. length 300 linear ft./ctn. 24 pcs./ctn. 39 lbs./ctn. 1.63 lbs./pc.



continued

STEEL SIDING ACCESSORIES

continued




PART NUMBER	PRODUCT DESCRIPTION	PACKAGING AND SPECIFICATIONS
57210	Siding Trim Combo Pack	12 pcs. Sill 12 pcs. 7/8 in. J
57230	Corner Post Cap	10 ft. length 100 linear ft./ctn. 10 pcs./ctn. 45 lbs./ctn. 4.5 lbs./pc.
44273	5/8" Double Angle Best for 8" vertical siding	12 ft. 6 in. length 300 linear ft./ctn. 20 pcs./ctn. 45.4 lbs./ctn. 2.27 lbs./pc.
57240	3/4" Narrow Corner Post Base	10 ft. length 100 linear ft./ctn. 10 pcs./ctn. 41 lbs./ctn. 4.1 lbs./ctn.
57250	1-1/8" Wide Corner Post Base	10 ft. length 100 linear ft./ctn. 10 pcs./ctn. 41 lbs./ctn. 4.1 lbs./pc.
15670	Touch-Up Spray Can	11-oz. spray can
15679	Touch-Up Paint Bottle and Pen Dispenser Combo <i>Inquire for Prestige two-tone combo</i>	2-oz. bottle – 1 each and 1 pen dispenser

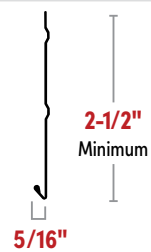
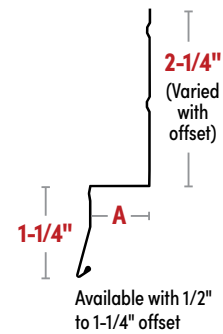
continued

STEEL SIDING ACCESSORIES

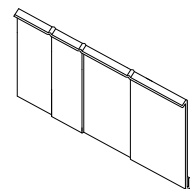
continued



PART NUMBER	PRODUCT DESCRIPTION	PACKAGING AND SPECIFICATIONS	DIMENSIONS A
84110	2-1/2" Steel Starter Strip	10 ft. length 500 linear ft. 50 pcs./ctn. 48 lbs./ctn. .96 lb./pc.	1-5/8"
84111	3-1/2" Steel Starter Strip	10 ft. length 300 linear ft. 30 pcs./ctn. 66 lbs./ctn. 2.2 lbs./pc.	2-5/8"
84112	4-1/2" Steel Starter Strip	10 ft. length 250 linear ft. 25 pcs./ctn. 68 lbs./ctn. 2.72 lbs./pc.	3-5/8"
84113	#2194 3/4" Offset Starter	10 ft. length 25 pcs./ctn. Steel: 2.20 lbs. Aluminum: .80 lb.	3/4"
84114	#2195 1-1/4" Offset Starter	10 ft. length 25 pcs./ctn. Steel: 2.70 lbs. Aluminum: 1.00 lb.	1-1/4"
84115	#2190 Fastening Spline Starter	10 ft. length 30 pcs./ctn. Steel: 1.60 lbs. Aluminum: .60 lb.	-

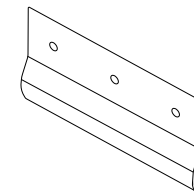
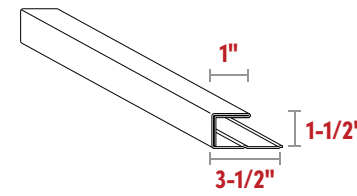


STEEL SHAKE ACCENT SIDING



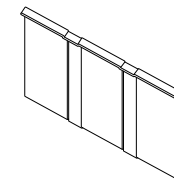
PART NUMBER	PRODUCT DESCRIPTION	PACKAGING AND SPECIFICATIONS
71410	Steel Shake Accent Siding Panel	12 in. x 48 in. 12 pcs./ctn. 48 sq. ft./ctn. 45 lbs./ctn. 3.75 lbs./pc.

STEEL SHAKE ACCENT SIDING ACCESSORIES



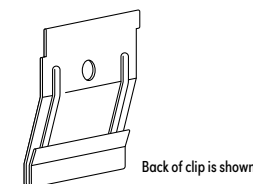
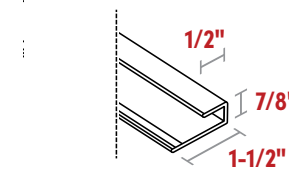
PART NUMBER	PRODUCT DESCRIPTION	PACKAGING AND SPECIFICATIONS
44015	1-1/2" J Channel	12 ft. 6 in. length 10 pcs./ctn. 41 lbs./ctn. 4.1 lbs./pc.
71430	Clip Fastener	75 pcs./ctn.

STEEL SHINGLE ACCENT SIDING



PART NUMBER	PRODUCT DESCRIPTION	PACKAGING AND SPECIFICATIONS
71420	Steel Shingle Accent Siding Panel	12 in. x 60 in. 10 pcs./ctn. 50 sq. ft./ctn. 41 lbs./ctn. .82 lb./pc.

STEEL SHINGLE ACCENT SIDING ACCESSORIES



PART NUMBER	PRODUCT DESCRIPTION	PACKAGING AND SPECIFICATIONS
44275	7/8" J Channel	12 ft. 6 in. length 300 linear ft./ctn. 24 pcs./ctn. 48 lbs./ctn. 2 lbs./pc.
71460	Clip Fastener	100 pcs./ctn. 1 lb./ctn.

CottageWood

SHINGLE SIDING

Crafted using heavy-gauge steel and durable, state-of-the-art finishes and coatings, our CottageWood shingles are guaranteed to retain their beauty and outperform competing materials. No other shingle offers the same protection, savings and lasting beauty. Invest in your home with a worry-free shingle that provides peace of mind for the future.

GET MORE FROM KLAUER

CottageWood shingles are available in a beautiful palette of colors utilizing the Dura Coat Products coating system. These carry a fade-and-chalk-resistance warranty that ensures your shingles will remain vibrant for decades.

AMERICAN MADE

We work diligently with our suppliers to bring the best materials and newest technology to our shingles. Our high-quality steel, paint system, fasteners and accessories are 100% made in America.



PRODUCT SPECIFICATIONS

PANEL EXPOSURE:	40.625" x 8.625"
PANELS PER SQUARE:	41.10
WEIGHT PER SQUARE:	85.70 lbs.
PRODUCT MATERIAL:	A653 Galvanized Steel, Textured SMP Finish


AVAILABLE COLORS:	Classic Snow White, Classic Sandalwood, Classic Moccasin, Classic Northern Woods, Classic Terra Bronze, Classic Winter Sage, Classic Liberty Gray, Classic Deep Ocean Blue, Classic Brick Red and Classic Mocha
--------------------------	---

FASTENING DETAIL:	Integrated Nail Tabs and Clips: Ring shank corrosion-resistant fasteners recommended
--------------------------	--


FASTENING CLIPS:	16" spacing, 120 per square recommended for clip applications (100 per bag)
-------------------------	---



CLASSIC SNOW WHITE




CLASSIC SANDALWOOD



CLASSIC MOCCASIN



CLASSIC NORTHERN WOODS



CLASSIC TERRA BRONZE



CLASSIC WINTER SAGE




CLASSIC LIBERTY GRAY



CLASSIC DEEP OCEAN BLUE



CLASSIC BRICK RED

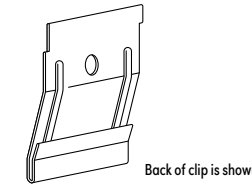


CLASSIC MOCHA

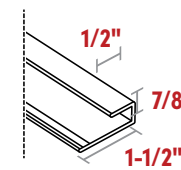
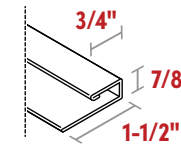


The colors shown are intended only as an approximation of the actual colors. Color chips are available upon request.

COTTAGEWOOD STEEL SHINGLE SIDING ACCESSORIES



PART NUMBER	PRODUCT DESCRIPTION	PACKAGING AND SPECIFICATIONS
71460	Clip Fastener	100 pcs./ctn. 1 lb./ctn.
44279	7/8" J Channel With 3/4" Face	12 ft. 6 in. length 300 linear ft./ctn. 20 pcs./ctn. 44 lbs./ctn. 2.2 lbs./pc.
44275	7/8" J Channel	12 ft. 6 in. length 300 linear ft./ctn. 24 pcs./ctn. 48 lbs./ctn. 2 lbs./pc.



STEEL SIDING COLLECTION

Want to improve your home's curb appeal with a look that's vibrant and resilient? Klauer steel siding looks great—and it's finished with a durable, long-lasting coating that resists cracking, peeling, flaking, blistering, chipping, fading and more. **And you can choose from three distinct finishes.**

KLAUER CLASSIC



KLAUER ELITE



KLAUER PRESTIGE

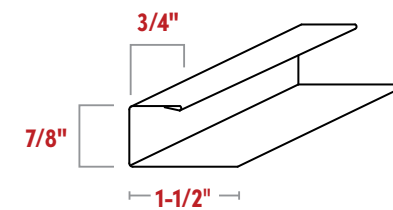
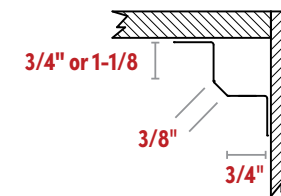
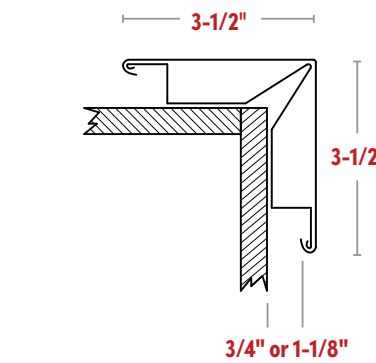


The colors shown are intended only as an approximation of the actual colors. Color chips are available upon request.

UNIVERSAL SIDING ACCESSORIES: MANUFACTURED FROM ALUMINUM

Available in common engineered-wood and fiber-cement siding colors. Available in standard woodgrain embossed and non-embossed smooth. Inquire for availability of colors.

PART NUMBER	PRODUCT DESCRIPTION	PACKAGING AND SPECIFICATIONS
51000	3/4" Outside Corner Base – 10' Smooth	10/ctn. 1.82 lbs./ctn. .18 lb./pc.
51005	1-1/8" Outside Corner Base – 10' Smooth	10/ctn. 2.03 lbs./ctn. .2 lb./pc.
51010	Outside Corner, Cap (Snap-On) – 10' Woodgrain	10/ctn. 1.70 lbs./ctn. .17 lb./pc.
51020	3/4" Inside Corner – 10' Woodgrain	40/ctn. .84 lb./ctn. .02 lb./pc.
51027	1-1/8" Inside Corner – 10' Smooth	40/ctn. .84 lb./ctn. .02 lb./pc.
51025	1-1/8" Inside Corner – 10' Woodgrain	40/ctn. 1.05 lbs./ctn. .03 lb./pc.
44291	#2900 J Channel – 12' Smooth	20/ctn. .81 lbs./ctn. .04 lb./pc.
44290	#2900 J Channel – 12' Woodgrain	20/ctn. 1.01 lbs./pc. .05 lb./pc.
30230 30231	24" Trim Coil – 50' Roll Smooth 24" Trim Coil – 50' Roll Woodgrain	1/ctn. 27 lbs.

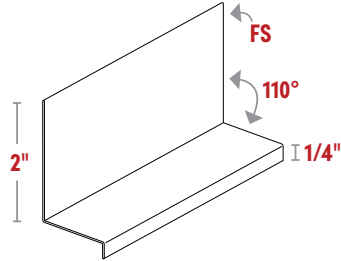
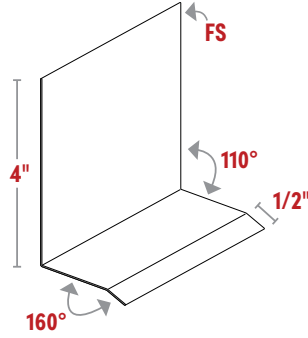
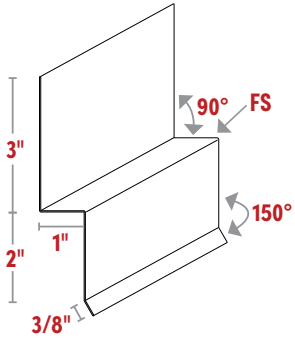
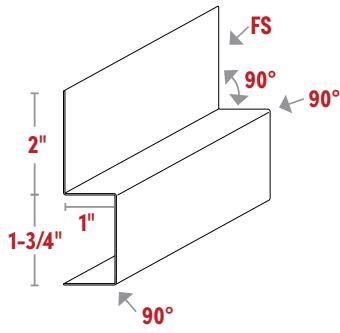


continued

UNIVERSAL SIDING ACCESSORIES: MANUFACTURED FROM ALUMINUM

continued

Available in common engineered-wood and fiber-cement siding colors. Available in standard woodgrain embossed and non-embossed smooth. Inquire for availability of colors.

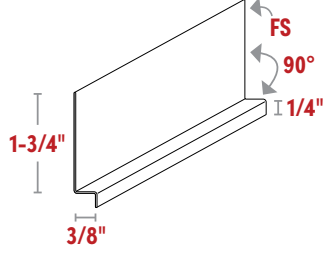
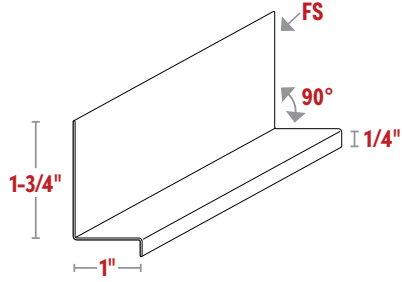
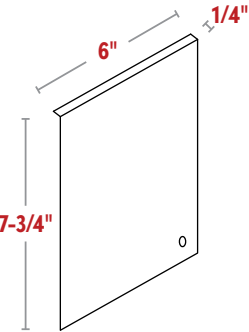
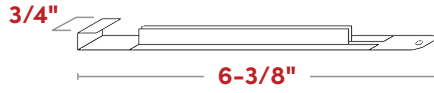

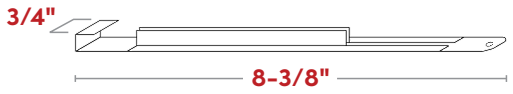
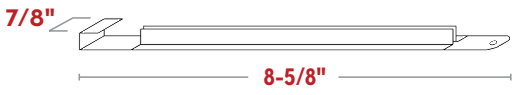
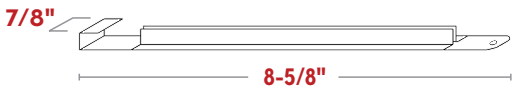
	PART NUMBER	PRODUCT DESCRIPTION	PACKAGING AND SPECIFICATIONS
	51057	1-1/16" Window Drip Cap Smooth	25 pcs./ctn. 17 lbs./ctn. .68 lb./pc.
	51045	1-1/16" Window Drip Cap Woodgrain	25 pcs./ctn. 21.25 lbs./ctn. .85 lb./pc.
	51059	Brick Flashing – 10' Smooth	20 pcs./ctn. 25.4 lbs./ctn. 1.27 lbs./pc.
	51050	Brick Flashing – 10' Woodgrain	20 pcs./ctn. 31.6 lbs./ctn. 1.58 lbs./pc.
	51071	Wall Flashing – 10' Smooth	20 pcs./ctn. 26.8 lbs./ctn. 1.34 lbs./pc.
	51070	Wall Flashing – 10' Woodgrain	20 pcs./ctn. 28.8 lbs./ctn. 1.44 lbs./pc.
	51058	Spacer Flashing – 10' Smooth	10 pcs./ctn. 11.8 lbs./ctn. 1.18 lbs./ctn.

continued

UNIVERSAL SIDING ACCESSORIES: MANUFACTURED FROM ALUMINUM

continued

Available in common engineered-wood and fiber-cement siding colors. Available in standard woodgrain embossed and non-embossed smooth. Inquire for availability of colors.

	PART NUMBER	PRODUCT DESCRIPTION	PACKAGING AND SPECIFICATIONS
	51036	3/8" Z Flashing Smooth	25 pcs./ctn. 12.25 lbs./ctn. .49 lb./pc.
	51040	3/8" Z Flashing Woodgrain	25 pcs./ctn. 15.25 lbs./ctn. .61 lb./pc.
	51039	1" Z Flashing – 10' Smooth	25 pcs./ctn. 15.25 lbs./ctn. .61 lb./pc.
	51042	1" Z Flashing – 10' Woodgrain	25 pcs./ctn. 19.25 lbs./ctn. .77 lb./pc.
	51083	6" x 8" Siding Joint Flashing	50/ctn. 4.09 lbs.
	51028	Siding Joint Covers – 3/4" x 6-3/8" Smooth	50/ctn. .02 lb.
	51029	Siding Joint Covers – 3/4" x 6-3/8" Woodgrain	50/ctn. .02 lb.
	51032	Siding Joint Covers – 3/4" x 8-3/8" Smooth	50/ctn. .04 lb.
	51030	Siding Joint Covers – 3/4" x 8-3/8" Woodgrain	50/ctn. .04 lb.
	51035	Siding Joint Covers – 7/8" x 8-5/8" Woodgrain	50/ctn. .04 lb.

JAMES HARDIE ALUMINUM SIDING ACCESSORIES COLORS



LP EXPERT FINISH ALUMINUM FLASHING COLORS



WOOD FIBER SIDING ACCESSORIES COLORS





KLAUER

MANUFACTURING CO.

**Adding Strength
to Every Foundation.**

1185 Roosevelt Ext.
Dubuque, IA 52001

(563) 582.7201

smsales@klauer.com

WWW.KLAUER.COM

75957 Siding Section

75961 Full Catalog

©2026 Klauer Manufacturing Company.



KLAUER

MANUFACTURING CO.



ALUMINUM SOFFIT AND FASCIA

AND ACCESSORIES

OPTIONS FOR EVERYONE

Serving the residential and light-commercial markets, our durable, energy-efficient products are easy to install, require minimal maintenance and come in styles and colors to fit any project design.

ALUMINUM SOFFIT AND FASCIA AND ACCESSORIES

- > Aluminum Soffit Panels 4
- > Aluminum Soffit Accessories 5
- > T Roof Trim 6
- > Aluminum Trim Coil 6
- > Ring Shank Trim Nails 6
- > Aluminum Fascia 7
- > Steel Fascia 7
- > Aluminum Soffit and Fascia Collection 8-9

THE KLAUER ADVANTAGES



EASY INSTALLATION



MAINTENANCE FREE



DURABLE



ENERGY EFFICIENT



PRECISION ENGINEERED



ADD BEAUTY AND VALUE TO YOUR HOME

QUALITY AND EXCELLENCE, REINVENTED

SOFFIT AND FASCIA

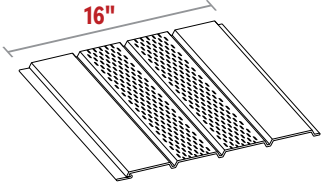
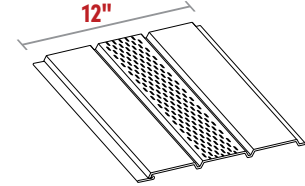
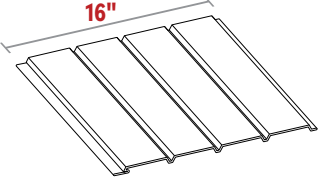
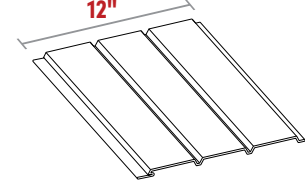

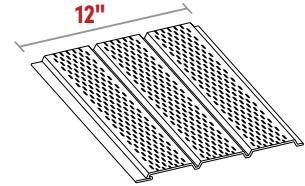
Klauer entered the aluminum soffit-manufacturing market with the goal of providing the highest-quality soffit and accessories available. Our paint is durable and tough, environmentally friendly, 100-percent recyclable and resistant to surface stains from the elements. Fascia is available in both aluminum and steel.



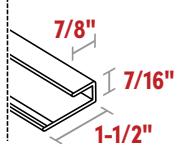
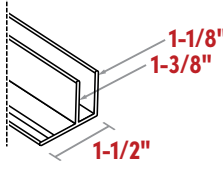
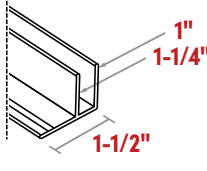
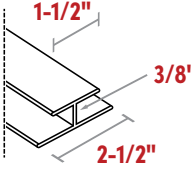
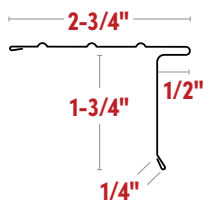
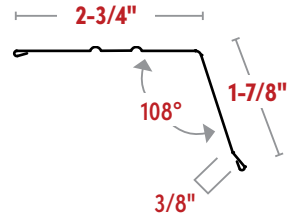
LIMITED-LIFETIME WARRANTY!

Quality products backed by excellent support.

ALUMINUM SOFFIT PANELS

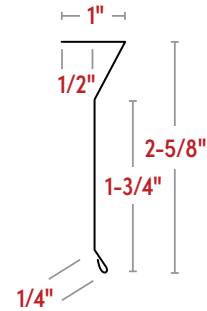
	PART NUMBER	PRODUCT DESCRIPTION	PACKAGING AND SPECIFICATIONS
	48350	16" Center-Vent Soffit Panel – 12' (free airspace: 6.48 sq. in./linear ft.)	12 pcs./ctn. 4.44 lbs.
	48320	12" Center-Vent Soffit Panel – 12' (free airspace: 3.24 sq. in./linear ft.)	16 pcs./ctn. 3.48 lbs.
	48330	16" Solid Soffit Panel – 12'	12 pcs./ctn. 4.44 lbs.
	48300	12" Solid Soffit Panel – 12'	16 pcs./ctn. 3.48 lbs.
	48340	16" Full-Vent Soffit Panel – 12' (free airspace: 12.96 sq. in./linear ft.)	12 pcs./ctn. 4.44 lbs.
	48310	12" Full-Vent Soffit Panel – 12' (free airspace: 9.72 sq. in./linear ft.)	16 pcs./ctn. 3.48 lbs.

ALUMINUM SOFFIT ACCESSORIES

	PART NUMBER	PRODUCT DESCRIPTION	PACKAGING AND SPECIFICATIONS
	48600	7/16" J Channel	12 ft. length 300 linear ft./ctn. 25 pcs./ctn. 18 lbs. .72 lb./pc.
	48610	F Channel Soffit Starter Strip	12 ft. length 300 linear ft./ctn. 25 pcs./ctn. 36 lbs. 1.44 lbs./pc.
	48611	Universal F Channel Soffit Starter Strip	12 ft. length 300 linear ft./ctn. 25 pcs./ctn. 36 lbs. 1.44 lbs./pc.
	89680	Miter Divider	10 ft. length 100 linear ft./ctn. 10 pcs./ctn. 13.2 lbs. 1.32 lbs./pc.
	32548	5-1/2" Style SRLL Roof Edge With Hems	10 ft. length 500 linear ft./ctn. 50 pcs./ctn. 56.5 lbs. 1.13 lbs./pc.
	33008	2" x 3" Gutter Apron With Hems	10 ft. length 250 linear ft./ctn. 25 pcs./ctn. 25.5 lbs. 1.02 lbs./pc.

T ROOF TRIM

DIAGRAM 7-1




PRODUCT DESCRIPTION	PIECES PER	
	STEEL	ALUMINUM
T Roof Trim – 12'	N/A	25

Please see Roof Edge Product Directory for more information.

ALUMINUM TRIM COIL



PART NUMBER	PRODUCT DESCRIPTION	PACKAGING AND SPECIFICATIONS
30232	24" Trim Coil – 50' Roll	1/ctn. 24 lbs.
30231	24" Trim Coil – 50' Roll Woodgrain Embossed	1/ctn. 24 lbs.



NORTHERN CEDAR EMBOSSING PATTERN

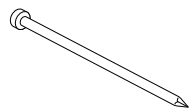
- ALUMINUM SIDING ACCESSORIES
- ALUMINUM TRIM COIL (SEE ABOVE)



CYPRESS EMBOSSING PATTERN


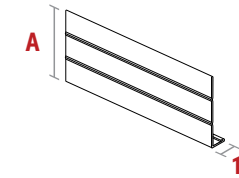
- STEEL FASCIA
- ALUMINUM FASCIA (SEE NEXT PAGE)

RING SHANK TRIM NAILS



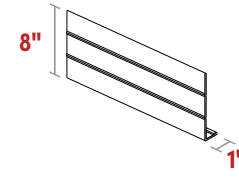
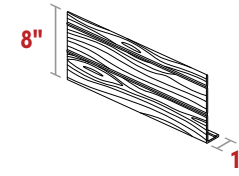
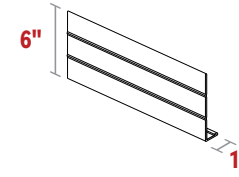
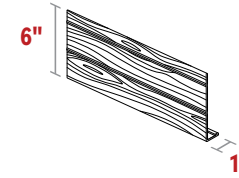
PART NUMBER	PRODUCT DESCRIPTION	PACKAGING AND SPECIFICATIONS
48650	1-1/4" Stainless-Steel Trim Nail	1 lb./ctn.

ALUMINUM FASCIA



PART NUMBER	PRODUCT DESCRIPTION	PACKAGING AND SPECIFICATIONS	DIMENSIONS A
48480	4" Fascia (.024) Smooth Fascia Cover – 12'	25 pcs./ctn. 1.49 lbs.	3-5/8"
48490	6" Fascia (.024) Smooth Fascia Cover – 12'	25 pcs./ctn. 1.80 lbs.	5-5/8"
48500	8" Fascia (.024) Smooth Fascia Cover – 12'	25 pcs./ctn. 2.64 lbs.	7-5/8"
48510	10" Fascia (.024) Smooth Fascia Cover – 12'	25 pcs./ctn. 3.33 lbs.	9-5/8"
48560	6" Fascia (.024) Woodgrain Fascia Cover – 12'	25 pcs./ctn. 1.80 lbs.	5-5/8"
48570	8" Fascia (.024) Woodgrain Fascia Cover – 12'	25 pcs./ctn. 2.64 lbs.	7-5/8"

STEEL FASCIA



PART NUMBER	PRODUCT DESCRIPTION	PACKAGING AND SPECIFICATIONS
57010	6" Steel Woodgrain Fascia	12 ft. length 120 linear ft./ctn. 10 pcs./ctn. 48 lbs. 4.8 lbs./pc.
57015	6" Steel Fascia Smooth	12 ft. length 120 linear ft./ctn. 10 pcs./ctn. 45.2 lbs. 4.52 lbs./pc.
57020	8" Steel Woodgrain Fascia	12 ft. length 120 linear ft./ctn. 10 pcs./ctn. 60 lbs. 6.0 lbs./pc.
57025	8" Steel Fascia Smooth	12 ft. length 120 linear ft./ctn. 10 pcs./ctn. 56.6 lbs. 5.66 lbs./pc.

ALUMINUM SOFFIT AND FASCIA COLLECTION

Klauer utilizes a proprietary, durable paint system available in a textured or smooth finish and a wide range of colors. Center vent, full vent and solid soffit panels are available in standard 12-in. and 16-in. widths. Fascia is available in woodgrain embossed steel as well as smooth and woodgrain aluminum.

KLAUER CLASSIC



*Available only in aluminum soffit and aluminum soffit accessories.

ALUMINUM SOFFIT AND FASCIA COLLECTION

continued

KLAUER SELECT



Dura Coat
PRODUCTS
An Axalta Coating Systems Company

The colors shown are intended only as an approximation of the actual colors. Color chips are available upon request.



KLAUER

MANUFACTURING CO.

**Adding Strength
to Every Foundation.**

1185 Roosevelt Ext.
Dubuque, IA 52001

(563) 582.7201

smsales@klauer.com

WWW.KLAUER.COM

75958 Soffit Section

75961 Full Catalog

©2026 Klauer Manufacturing Company.



KLAUER

MANUFACTURING CO.



RAINWARE

AND ACCESSORIES

WWW.KLAUER.COM

RAINWARE AND ACCESSORIES

› Aluminum Gutter Coil	4	› Universal Steel Clincher Bands	10
› Aluminum Downspouts	4	› Steel Gutter Coil	10
› Aluminum Elbows	5	› Steel "K" Gutter	11
› Aluminum Brickledge Offset	5	› Steel Drop Outlet	12
› Aluminum Drop Outlet	6	› Steel Miters and End Caps	13
› Aluminum Strip Miters	6	› Steel "K" Slip Connector	14
› 5" Aluminum Miters and End Caps	7	› Steel "K" Screw-On Gutter Hangers	14
› 6" Aluminum Miters and End Caps	7	› Steel "K" Concealed Fascia Brackets	14
› Steel Downspouts	8	› Gutter Cover	15
› Steel Square Corrugated and Return Elbows	8-9	› Caulk, Sealer and Pop Rivets	15
› Steel Square Downspout Holders	9	› Rainware Collection	16-17

**UNCOMPROMISED
QUALITY**

Klauer offers a number of gutter, downspout and accessory options that complement our full line of products. Our steel and aluminum substrates and best-in-class paint finishes have been carefully chosen to ensure our customers have the highest-quality products available in the market today.

**CLASSIC AND SELECT
COLLECTION**

The Classic and Select Collection of colors features two distinct paint finishes, allowing for perfectly coordinated and accented rainware alongside Klauer Residential Steel Siding and Soffit products. The Klauer Select color palette consists of colors used universally across the industry for a variety of applications and is available in aluminum only. The Klauer Classic color palette is available in both steel and aluminum and is designed to coordinate with Klauer Steel Siding and Aluminum Soffit and Fascia.

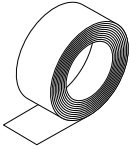
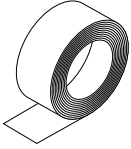
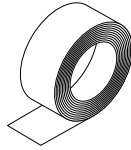
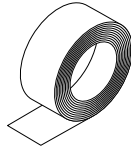
**TRADITIONAL BUILDING PRODUCTS
COLLECTION**

The Traditional Building Products Collection of colors is universally used for residential, commercial and metal building structures of all types. This color collection is a perfect match for Klauer K-Rib Roofing and Siding products. Available in steel, our extensive list of gutter, downspout and accessory options is made from durable galvanized steel that stands the test of time.

Color charts may be viewed on pages 16-17.

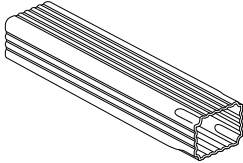
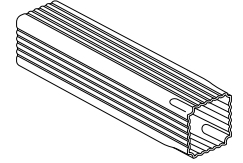
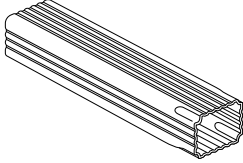
ALUMINUM GUTTER COIL

Available in limited colors. Please contact your Klauer sales representative.

	PART NUMBER	PRODUCT DESCRIPTION	PACKAGING AND SPECIFICATIONS
	71110	11-7/8" Aluminum Gutter Coil	1 coil 350 approx. lbs. 800 approx. ft. 2.27 lft/lbs.
	71112	11-7/8" Aluminum Mini Gutter Coil	1 coil 65 approx. lbs. 150 approx. ft. 2.27 lft/lbs.
	71132	15" Aluminum Mini Gutter Coil	1 coil 123 approx. lbs. 1.79 lft/lbs.
	71130	15" Aluminum Gutter Coil Available in Brownstone, Northern Woods, Snow White and Terra Bronze only SPECIAL ORDER ONLY: Other colors available 5,000-lbs. minimum	1 coil 450 approx. lbs. 800 approx. ft. 1.79 lft/lbs.

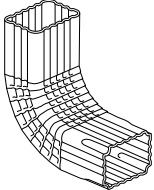
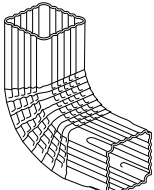
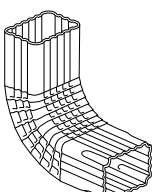
ALUMINUM DOWNSPOUTS

Available in limited colors. Please contact your Klauer sales representative.

	PART NUMBER	PRODUCT DESCRIPTION	PACKAGING AND SPECIFICATIONS
	18070	2" x 3" Aluminum Downspout	10 ft. length 100 linear ft./ctn. 10 pcs./ctn. 21 lbs./ctn. 2.1 lbs./pc.
	18200	3" x 3" Aluminum Downspout	10 ft. length 80 linear ft./ctn. 8 pcs./ctn. 19 lbs./ctn. 2.4 lbs./pc.
	18530	3" x 4" Aluminum Downspout	10 ft. length 100 linear ft./ctn. 10 pcs./ctn. 24 lbs./ctn. 2.4 lbs./pc.

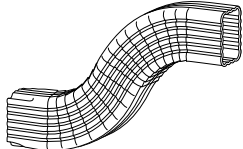
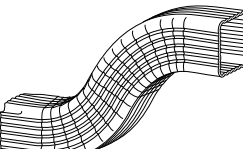
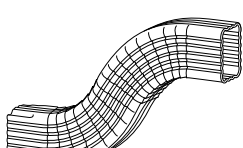
ALUMINUM ELBOWS

Available in limited colors. Please contact your Klauer sales representative.

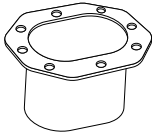
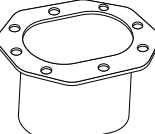
	PART NUMBER	PRODUCT DESCRIPTION	PACKAGING AND SPECIFICATIONS
	15452 15457	2" x 3" Aluminum Elbows A: A Style B: B Style	For Both A and B Styles 20 pcs./ctn. 3 lbs./ctn. .15 lb./pc.
	15477	3" x 3" Aluminum Elbows	30 pcs./ctn. 8 lbs./ctn. .27 lb./pc.
	15482 15488	3" x 4" Aluminum Elbows A: A Style B: B Style	For Both A and B Styles 20 pcs./ctn. 8 lbs./ctn. .4 lb./pc.

ALUMINUM BRICKLEDGE OFFSET

Available in limited colors. Please contact your Klauer sales representative.

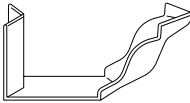
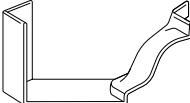
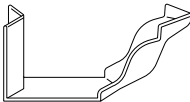
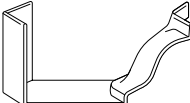
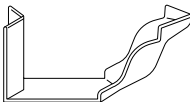
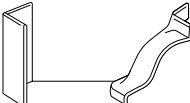
	PART NUMBER	PRODUCT DESCRIPTION	PACKAGING AND SPECIFICATIONS
	57370	2" x 3" Brickledge Offset	1 pc. 12 sets/ctn. 3 lbs./ctn. .25 lb./pc.
	57372	3" x 3" Brickledge Offset	2 pcs. 12 sets/ctn. 5 lbs./ctn. .5 lb./pc.
	57374	3" x 4" Brickledge Offset	1 pc. 12 sets/ctn. 9 lbs./ctn. .75 lb./pc.

ALUMINUM DROP OUTLET

	PART NUMBER	PRODUCT DESCRIPTION	PACKAGING AND SPECIFICATIONS
	15421	2" x 3" Drop Outlet	50 pcs./ctn. 3 lbs./ctn. .06 lb./pc.
	15432	3" x 4" Drop Outlet	50 pcs./ctn. 6 lbs./ctn. .12 lb./pc.

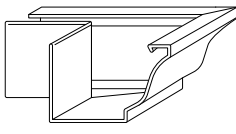
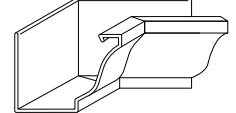
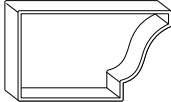
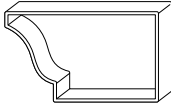
ALUMINUM STRIP MITERS

Only available in the following Klauer Classic Collection colors: Brownstone, Dusty Clay, Ebony, Ember Gray, Mocha, Northern Woods, Sandalwood, Snow White and Terra Bronze.

	PART NUMBER	PRODUCT DESCRIPTION	PACKAGING AND SPECIFICATIONS
	15055	5" Outside Strip Miter	10 pcs./ctn. 2 lbs./ctn. .2 lb./pc.
	15056	5" Inside Strip Miter	10 pcs./ctn. 2 lbs./ctn. .2 lb./pc.
	15057	5" K Outside Bay Strip Miter	10 pcs./ctn. 1.2 lbs./ctn. .12 lb./pc.
	15058	5" K Inside Bay Strip Miter	10 pcs./ctn. 1.2 lbs./ctn. .12 lb./pc.
	15065	6" Outside Strip Miter	10 pcs./ctn. 2 lbs./ctn. .2 lb./pc.
	15066	6" Inside Strip Miter	10 pcs./ctn. 2 lbs./ctn. .2 lb./pc.

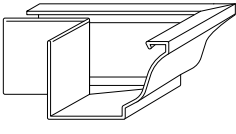
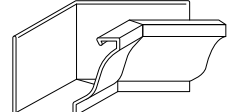
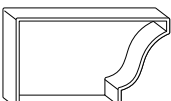
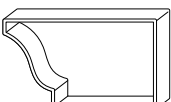
5" ALUMINUM MITERS AND END CAPS

Available in limited colors. Please contact your Klauer sales representative.

	PART NUMBER	PRODUCT DESCRIPTION	PACKAGING AND SPECIFICATIONS
	15040	5" Outside Miter K-Style – Box	10 pcs./ctn. 3 lbs./ctn. .3 lb./pc.
	15041	5" Inside Miter K-Style – Box	10 pcs./ctn. 3 lbs./ctn. .3 lb./pc.
	15080	5" End Cap Right	10 pcs./ctn. 1 lb./ctn. .1 lb./pc.
	15081	5" End Cap Left	10 pcs./ctn. 1 lb./ctn. .1 lb./pc.

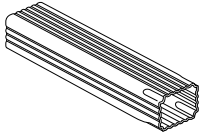
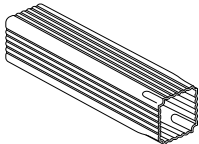
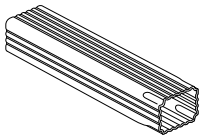
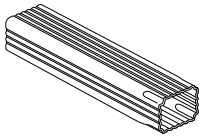
6" ALUMINUM MITERS AND END CAPS

Only available in the following Klauer Classic Collection colors: Brownstone, Northern Woods, Snow White and Terra Bronze.

	PART NUMBER	PRODUCT DESCRIPTION	PACKAGING AND SPECIFICATIONS
	15060	6" Outside Miter K-Style – Box	10 pcs./ctn. 5 lbs./ctn. .5 lb./pc.
	15061	6" Inside Miter K-Style – Box	10 pcs./ctn. 5 lbs./ctn. .5 lb./pc.
	15090	6" End Cap Right	10 pcs./ctn. 1 lb./ctn. .1 lb./pc.
	15091	6" End Cap Left	10 pcs./ctn. 1 lb./ctn. .1 lb./pc.

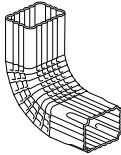
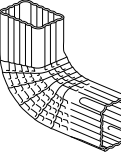
STEEL DOWNSPOUTS

Available in limited colors. 3" x 3" is available in Klauer Classic colors only. Please contact your Klauer sales representative.

	PART NUMBER	PRODUCT DESCRIPTION	PACKAGING AND SPECIFICATIONS
	18070	2" x 3" Steel Downspout	10 ft. length 100 linear ft./ctn. 10 pcs./ctn. 57 lbs./ctn. 5.7 lbs./pc.
	18200	3" x 3" Steel Downspout	10 ft. length 80 linear ft./ctn. 8 pcs./ctn. 52 lbs./ctn. 6.5 lbs./pc. <i>Available in Klauer Classic colors only.</i>
	18530	3" x 4" Steel Downspout	10 ft. length 100 linear ft./ctn. 10 pcs./ctn. 75 lbs./ctn. 7.5 lbs./pc.
	18840	4" x 5" Steel Downspout	10 ft. length 100 linear ft./ctn. 10 pcs./ctn. 96 lbs./ctn. 9.6 lbs./pc.

STEEL SQUARE CORRUGATED AND RETURN ELBOWS

Available in limited colors. 3" x 3" is available in Klauer Classic colors only. Please contact your Klauer sales representative.

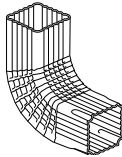
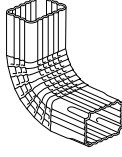
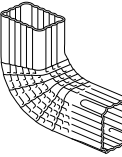
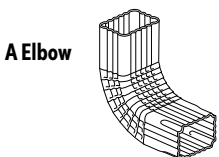
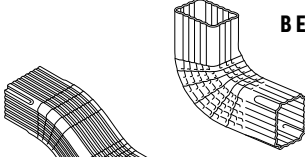
	PART NUMBER	PRODUCT DESCRIPTION	PACKAGING AND SPECIFICATIONS	BEND
		2" x 3" Elbows A Style	<i>For A Styles</i>	
	15450	3" Square Corrugated Elbow #1A	20 pcs./ctn.	45°
	15451	3" Square Corrugated Elbow #2A	9.4 lbs./ctn.	60°
	15452	3" Square Corrugated Elbow #3A	.47 lb./pc.	75°
	15454	3" Square Corrugated Elbow #4A		90°
		2" x 3" Elbows B Style	<i>For B Styles</i>	
	15455	3" Square Corrugated Elbow #1B	20 pcs./ctn.	45°
	15456	3" Square Corrugated Elbow #2B	9.4 lbs./ctn.	60°
	15457	3" Square Corrugated Elbow #3B	.47 lb./pc.	75°
	15459	3" Square Corrugated Elbow #4B		90°

continued

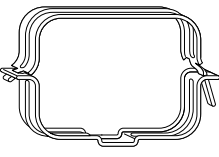
STEEL SQUARE CORRUGATED AND RETURN ELBOWS

continued

Available in limited colors. 3" x 3" is available in Klauer Classic colors only. Please contact your Klauer sales representative.

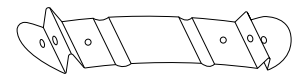
	PART NUMBER	PRODUCT DESCRIPTION	PACKAGING AND SPECIFICATIONS	BEND
	15477	3" x 3" Elbows	30 pcs./ctn. 20.1 lbs./ctn. .67 lb./pc. <i>Available in Klauer Classic colors only.</i>	70°
		3" x 4" Elbows A Style	<i>For A Styles</i>	
	15480	4" Square Corrugated Elbow #1A	20 pcs./ctn.	45°
	15481	4" Square Corrugated Elbow #2A	17 lbs./ctn.	60°
	15482	4" Square Corrugated Elbow #3A	.85 lb./pc.	75°
	15485	4" Square Corrugated Elbow #4A		90°
		3" x 4" Elbows B Style	<i>For B Styles</i>	
	15486	4" Square Corrugated Elbow #1B	20 pcs./ctn.	45°
	15487	4" Square Corrugated Elbow #2B	17 lbs./ctn.	60°
	15488	4" Square Corrugated Elbow #3B	.85 lb./pc.	75°
	15490	4" Square Corrugated Elbow #4B		90°
		5" Elbows	<i>For Square Corrugated Styles</i>	
	15502	5" Square Corrugated Elbow #3A	10 pcs./ctn.	45°
	15504	5" Square Corrugated Elbow #3B	12.8 lbs./ctn. 1.28 lbs./pc.	60° 75° 90°
		5" Square Return S Elbow #3A	<i>For Square Return S Styles</i>	
	15512		10 pcs./ctn.	45°
			14.8 lbs./ctn.	60°
			1.48 lbs./pc.	75° 90°

STEEL SQUARE DOWNSPOUT HOLDERS

	PART NUMBER	PRODUCT DESCRIPTION	PACKAGING AND SPECIFICATIONS
	15340	4" Square Downspout Holder	100 pcs./ctn. 21 lbs./ctn. .21 lb./pc.
	15350	5" Square Downspout Holder	50 pcs./ctn. 18.5 lbs./ctn. .37 lb./pc.

UNIVERSAL STEEL CLINCHER BANDS

Available in limited colors. Please contact your Klauer sales representative.



PART NUMBER	PRODUCT DESCRIPTION	PACKAGING AND SPECIFICATIONS
15530	3" Clincher Bands	100 pcs./ctn. .17 lb./pc.
15540	4" Clincher Bands	100 pcs./ctn. 30 lbs./ctn. .3 lb./pc.

STEEL GUTTER COIL

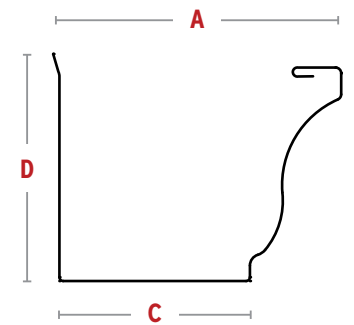
Available in limited colors. Please contact your Klauer sales representative.



PART NUMBER	PRODUCT DESCRIPTION	PACKAGING AND SPECIFICATIONS
7110	11-7/8" Steel Gutter Coil	1 coil 450 approx. lbs. 645 approx. ft. 1.61 lft/lbs.
7112	11-7/8" Steel Mini Gutter Coil	1 coil 93 approx. lbs. 150 approx. ft. 1.61 lft/lbs.
71123	13-3/4" Steel Downspout Coil	1 coil 700 approx. lbs. 985 approx. ft. 1.41 lft/lbs.
71130	15" Steel Gutter Coil	1 coil 700 approx. lbs. 900 approx. ft. 1.28 lft/lbs.
71132	15" Steel Mini Gutter Coil	1 coil 117 approx. lbs. 150 approx. ft. 1.28 lft/lbs.

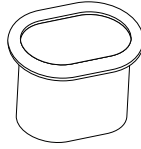
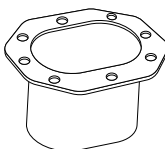
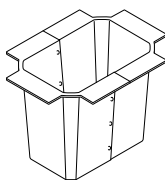
STEEL "K" GUTTER

Available in limited colors. 26 Ga. colors available in Klauer White, Earth Brown, Teritone, Black and Galvanized. Please contact your Klauer sales representative.



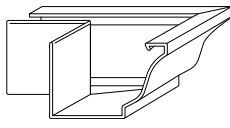
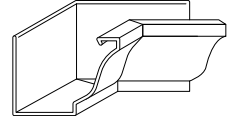
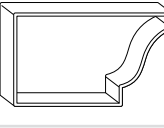
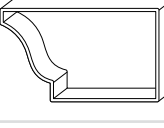
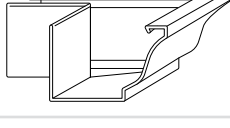
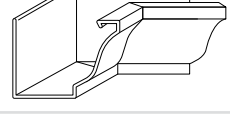
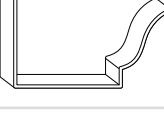
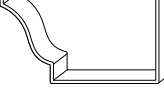
PART NUMBER	PRODUCT DESCRIPTION	PACKAGING AND SPECIFICATIONS	GIRTH	A	DIMENSIONS		
					B	C	D
10100	5" K Gutter – Std. Ga., Painted – 10' Length	10 pcs./ctn. 6.50 lbs./pc.	12"	5"	3-7/16"	3-1/4"	3-3/4"
10101	5" K Gutter – Std. Ga., Galvanized – 10' Length	10 pcs./ctn. 6.50 lbs./pc.	12"	5"	3-7/16"	3-1/4"	3-3/4"
10104	5" K Gutter – 26 Ga., Painted – 10' Length	10 pcs./ctn. 7.90 lbs./pc.	12"	5"	3-7/16"	3-1/4"	3-3/4"
10105	5" K Gutter – 26 Ga., Galvanized – 10' Length	10 pcs./ctn. 7.70 lbs./pc.	12"	5"	3-7/16"	3-1/4"	3-3/4"
10310	5" K Gutter – Std. Ga., Painted – 20' Length	5 pcs./ctn. 13.00 lbs./pc.	12"	5"	3-7/16"	3-1/4"	3-3/4"
10311	5" K Gutter – Std. Ga., Galvanized – 20' Length	5 pcs./ctn. 13.00 lbs./pc.	12"	5"	3-7/16"	3-1/4"	3-3/4"
10314	5" K Gutter – 26 Ga., Painted – 20' Length	5 pcs./ctn. 15.80 lbs./pc.	12"	5"	3-7/16"	3-1/4"	3-3/4"
10315	5" K Gutter – 26 Ga., Galvanized – 20' Length	5 pcs./ctn. 15.40 lbs./pc.	12"	5"	3-7/16"	3-1/4"	3-3/4"
11010	6" K Gutter – Std. Ga., Painted – 10' Length	5 pcs./ctn. 8.20 lbs./pc.	15"	6"	4-3/8"	3-7/8"	4-7/8"
11011	6" K Gutter – Std. Ga., Galvanized – 10' Length	5 pcs./ctn. 8.20 lbs./pc.	15"	6"	4-3/8"	3-7/8"	4-7/8"
11012	6" K Gutter – 26 Ga., Painted – 10' Length	5 pcs./ctn. 10.00 lbs./pc.	15"	6"	4-3/8"	3-7/8"	4-7/8"
11013	6" K Gutter – 26 Ga., Galvanized – 10' Length	5 pcs./ctn. 9.70 lbs./pc.	15"	6"	4-3/8"	3-7/8"	4-7/8"
11070	6" K Gutter – Std. Ga., Painted – 20' Length	5 pcs./ctn. 16.40 lbs./pc.	15"	6"	4-3/8"	3-7/8"	4-7/8"
11071	6" K Gutter – Std. Ga., Galvanized – 20' Length	5 pcs./ctn. 16.40 lbs./pc.	15"	6"	4-3/8"	3-7/8"	4-7/8"
11072	6" K Gutter – 26 Ga., Painted – 20' Length	5 pcs./ctn. 20.00 lbs./pc.	15"	6"	4-3/8"	3-7/8"	4-7/8"
11073	6" K Gutter – 26 Ga., Galvanized – 20' Length	5 pcs./ctn. 19.40 lbs./pc.	15"	6"	4-3/8"	3-7/8"	4-7/8"

STEEL DROP OUTLET

	PART NUMBER	PRODUCT DESCRIPTION	PACKAGING AND SPECIFICATIONS
	15420	3" Oval Outlet	50 pcs./ctn. 12 lbs./ctn. .24 lb./pc.
	15431	4" Oval Outlet	50 pcs./ctn. 17 lbs./ctn. .34 lb./pc.
	15421	3" Wide Flange Oval Outlet	50 pcs./ctn. 8 lbs./ctn. .16 lb./pc.
	15432	4" Wide Flange Oval Outlet	50 pcs./ctn. 13 lbs./ctn. .26 lb./pc.
	15441	5" Square Outlet	50 pcs./ctn. 25 lbs./ctn. .5 lb./pc.

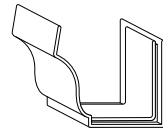
STEEL MITERS AND END CAPS

Available in limited colors. Please contact your Klauer sales representative.

	PART NUMBER	PRODUCT DESCRIPTION	PACKAGING AND SPECIFICATIONS
	15040	5" Outside Miter K-Style – Box	10 pcs./ctn. 7 lbs./ctn. .7 lb./pc.
	15041	5" Inside Miter K-Style – Box	10 pcs./ctn. 7 lbs./ctn. .7 lb./pc.
	15080	5" End Cap Right	10 pcs./ctn. 2 lbs./ctn. .2 lb./pc.
	15081	5" End Cap Left	10 pcs./ctn. 2 lbs./ctn. .2 lb./pc.
	15060	6" Outside Miter K-Style – Box	10 pcs./ctn. 14 lbs./ctn. 1.4 lbs./pc.
	15061	6" Inside Miter K-Style – Box	10 pcs./ctn. 14 lbs./ctn. 1.4 lbs./pc.
	15090	6" End Cap Right	10 pcs./ctn. 4 lbs./ctn. 1.4 lbs./pc.
	15091	6" End Cap Left	10 pcs./ctn. 4 lbs./ctn. .4 lb./pc.

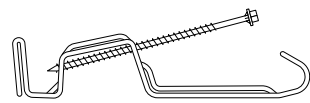
STEEL "K" SLIP CONNECTOR

Only available in Traditional White, Cocoa Brown, Earth Brown, Galvanized.



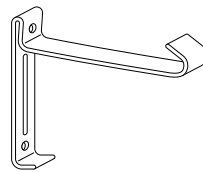
PART NUMBER	PRODUCT DESCRIPTION	PACKAGING AND SPECIFICATIONS
15130	5" K Slip Connector	50 pcs./ctn. 20 lbs./ctn. .4 lb./pc.

STEEL "K" SCREW-ON GUTTER HANGERS




PART NUMBER	PRODUCT DESCRIPTION	PACKAGING AND SPECIFICATIONS
15642	5" K Screw-On Gutter Hangers (With 3-3/4" Screws)	100 pcs./ctn. 18 lbs./ctn. .18 lb./pc.
15643	5" K Screw-On Gutter Hangers (With 5" Screws)	100 pcs./ctn. 21 lbs./ctn. .21 lb./pc.
15638	6" K Screw-On Gutter Hangers	100 pcs./ctn. 11 lbs./ctn. .11 lb./pc.

STEEL "K" CONCEALED FASCIA BRACKETS



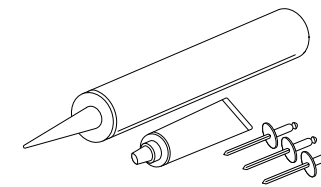
PART NUMBER	PRODUCT DESCRIPTION	PACKAGING AND SPECIFICATIONS
15600	5" K Concealed Fascia Bracket	100 pcs./ctn. 19 lbs./ctn. .19 lb./pc.

GUTTER COVER



PART NUMBER	PRODUCT DESCRIPTION	PACKAGING AND SPECIFICATIONS
48640	K Lock-On Lock Gutter Screen 4' x 5"	25 pcs./ctn. 27.25 lbs./ctn. 1.09 lbs./pc.
48645	K Lock-On Lock Gutter Screen 4' x 6"	25 pcs./ctn. 32.75 lbs./ctn. 1.31 lbs./pc.

CAULK, SEALER AND POP RIVETS



PART NUMBER	PRODUCT DESCRIPTION	PACKAGING
15650	4-oz. Tube Gutter Seam Sealer	25 pcs./ctn.
15660	1/10-gal. Cartridge Gutter Caulking Sealant	25 pcs./ctn.
15680	No. 42 Pop Rivets	25 pcs./ctn.

RAINWARE COLLECTION

KLAUER CLASSIC (ALUMINUM AND STEEL)



KLAUER SELECT (ALUMINUM ONLY)



Klauer rainware material type and color availability vary by product and geographic region. Minimum order quantities may apply to non-standard materials and colors. Please contact your Klauer representative for availability in your area.



The colors shown are intended only as an approximation of the actual colors. Color chips are available upon request.

RAINWARE COLLECTION

continued

TRADITIONAL BUILDING PRODUCTS (STEEL ONLY)



Premium colors: Brite Red, Copper Canyon and Midnight Blue

Klauer rainware material type and color availability vary by product and geographic region. Minimum order quantities may apply to non-standard materials and colors. Please contact your Klauer representative for availability in your area.



The colors shown are intended only as an approximation of the actual colors. Color chips are available upon request.



KLAUER

MANUFACTURING CO.

**Adding Strength
to Every Foundation.**

1185 Roosevelt Ext.
Dubuque, IA 52001

(563) 582.7201

smsales@klauer.com

WWW.KLAUER.COM

75959 Rainware Section


75961 Full Catalog

©2026 Klauer Manufacturing Company.



KLAUER

MANUFACTURING CO.



FLASHING

WWW.KLAUER.COM

FLASHING

› Available Materials for Roof Edges, Drip Edges and Other Flashing Products	4	› Angle Flashing	12
› Style A Roof Edge (Available in Woodgrain Embossed)	4	› Angle Flashing With Hemmed Edges	12
› Style C and CC Roof Edge	4	› Angle Flashing With Lip (Turn Back)	13
› Style D Roof Edge and D Eaves Drip	5	› Inside Angle Flashing	13
› Style L and LL Roof Edge	5	› Inside Angle Flashing With Hemmed Edges	14
› Style SR and SROLL Roof Edge and Eaves Drip	6	› Style W Formed Valley	14
› Gutter Apron With Hemmed Edges	6	› Kick-Out Flashing	14
› T Roof Trim	7	› Flashing Shingles	15
› Gravel Stop and Modified Roof Edge	7	› Available Materials for Trim Coil, Roll Valley and Shingle	16
› Roof Starter	8	› Galvanized and Painted Steel Roll Valley	16-17
› Window Capping	8	› Economy Galvanized Roll Valley	17-18
› Base Flashing (Z Flashing)	9	› Standard Aluminum Roll Valley	19
› Dormer Flashing	9	› Economy Aluminum Roll Valley	20-21
› Deck, Chimney (Reglet) and Counter Flashing	10-11	› Flat Sheets	21
› Rain Diverter With Return	11	› Flashing Collection	22-23
		› Directory	24-43



LIMITED-LIFETIME WARRANTY!

Quality products backed by excellent support.

THE FINISHING TOUCH OF FLASHING

Offering products produced from both steel and aluminum, we bring you the most complete line of residential flashing products in the industry. Available painted finishes include a two-coat, baked-on polyester enamel paint for years of worry-free service and minimal maintenance, complete with a 40-year warranty. They are also resistant to corrosion, fading and chalking while providing excellent color retention. Offering all the shapes and sizes used nationwide, we are your source for every flashing product you need. Custom and specialty products are available upon request.

BENEFITS OF FLASHING

The most pervasive and difficult-to-control weather element threatening your roof is water. Made from durable, low-maintenance materials, Klauer flashing options help mitigate the risk of water damage to susceptible areas like roof valleys, chimneys, eaves, skylights, ridges and more. Extend the life of your roof while giving your home a great finishing touch by taking advantage of the following top-quality products:

- › Roof edges
- › Gutter apron
- › Valley metal
- › Flashing shingles
- › Window cap
- › Z flashing
- › Reglets
- › Dormer flashing
- › Many more

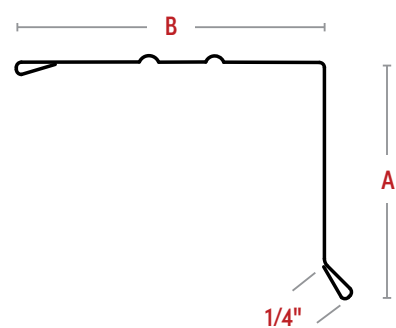
AVAILABLE MATERIALS FOR ROOF EDGES, DRIP EDGES AND OTHER FLASHING PRODUCTS

STEEL:	26 Ga.	(.020)	Thickness	Painted and Bare Galvanized
	29 Ga.	(.015)	Thickness	Painted and Bare Galvanized
	32 Ga.	(.012)	Thickness	Painted and Bare Galvanized
	34 Ga.	(.010)	Thickness	Painted and Bare Galvanized
PAINTED ALUMINUM:	—	(.017)	Thickness	
	—	(.012)	Thickness	
BARE ALUMINUM:	—	(.012)	Thickness	

Klauer flashing material type and color availability vary by product and geographic region. Minimum order quantities may apply to non-standard materials and colors. Please contact your Klauer representative for availability in your area.

STYLE A ROOF EDGE (AVAILABLE IN WOODGRAIN EMBOSSED)

DIAGRAM 4-1

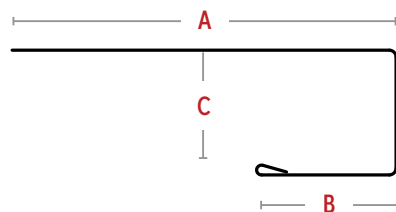


PRODUCT DESCRIPTION	PIECES PER		DIMENSIONS	
	STEEL	ALUMINUM	A	B
1" x 2" Style A Roof Edge - 10'	50	50	1"	2"
1" x 4" Style A Roof Edge - 10'	25	N/A	1"	4"
1-1/2" x 1-1/2" Style A Roof Edge - 10'	50	50	1-1/2"	1-3/8"
2" x 2" Style A Roof Edge - 10'	25	25	2"	1-5/8"
2" x 4" Style A Roof Edge - 10'	25	25	2"	3-7/8"
3" x 3" Style A Roof Edge - 10'	25	N/A	3"	2-7/8"
4" x 4" Style A Roof Edge - 10'	10	10	4"	3-7/8"

Please see Roof Edge Product Directory for more information.

STYLE C AND CC ROOF EDGE

DIAGRAM 4-2

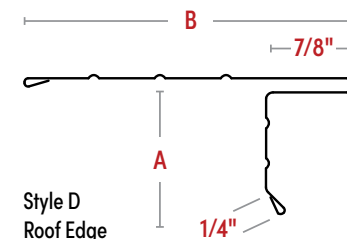


PRODUCT DESCRIPTION	PIECES PER		DIMENSIONS		
	STEEL	ALUMINUM	A	B	C
5" Style C Roof Edge - 10'	25	25	3"	1"	1"
5" Style CC Roof Edge - 10'	25	25	2-1/2"	1"	1-1/2"
6" Style CC Roof Edge - 10'	25	25	3-1/2"	1"	1-1/2"

Please see Roof Edge Product Directory for more information.

STYLE D ROOF EDGE AND D EAVES DRIP

DIAGRAM 5-1



PRODUCT DESCRIPTION	PIECES PER		DIMENSIONS	
	STEEL	ALUMINUM	A	B
4-1/2" Style D Roof Edge - 10'	25	50	1-1/4"	2-3/8"
5" Style D Roof Edge - 10'	25	N/A	1-1/4"	2-7/8"
5-1/2" Style D Roof Edge - 10'	25	50	1-1/4"	3-1/8"
6" Style D Roof Edge - 10'	25	50	2"	2-5/8"
8" Style D Roof Edge - 10'	20	N/A	1-1/4"	5-7/8"
4-1/2" Eaves Drip - 10'	25	50	—	—
8" Eaves Drip - 10'	N/A	50	—	—

DIAGRAM 5-2

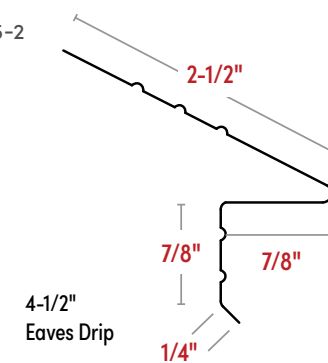
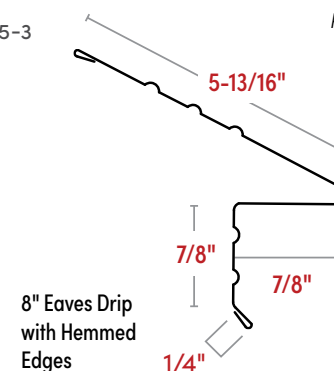


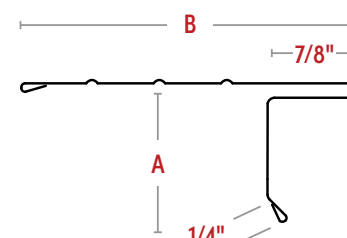
DIAGRAM 5-3



Please see Roof Edge Product Directory for more information.

STYLE L AND LL ROOF EDGE

DIAGRAM 5-4

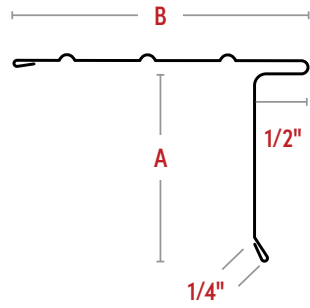


PRODUCT DESCRIPTION	PIECES PER		DIMENSIONS	
	STEEL	ALUMINUM	A	B
5-1/2" Style L Roof Edge - 10'	25	50	1-3/4"	2-1/2"
5-1/2" Style LL Roof Edge - 26 Ga. - 10'	25	N/A	2"	2-1/4"
6" Style L Roof Edge - 10'	N/A	50	1-3/4"	3"
6" Style LL Roof Edge - 10'	25	N/A	2"	2-3/4"

Please see Roof Edge Product Directory for more information.

STYLE SR AND SRLL ROOF EDGE AND EAVES DRIP

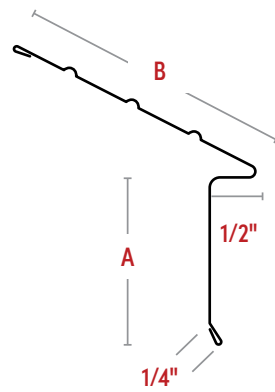
DIAGRAM 6-1



PRODUCT DESCRIPTION	PIECES PER		DIMENSIONS	
	STEEL	ALUMINUM	A	B
4-1/2" Style SR Roof Edge – 10'	25	50	1-3/8"	2-1/4"
5" Style SR Roof Edge – 10'	25	50	1-3/8"	2-3/4"
5" Style SRLL Roof Edge – 10'	25	50	1-3/4"	2-1/4"
5-1/2" Style SRLL Roof Edge – 10'	25	50	1-3/4"	2-3/4"
5" Style SRLL Eaves Drip – 10'	25	50	1-3/4"	2-1/4"
5-1/2" Style SRLL Eaves Drip – 10'	25	50	1-3/4"	2-3/4"
6" Style SRLL Roof Edge – 10'	25	50	1-3/4"	3-1/4"

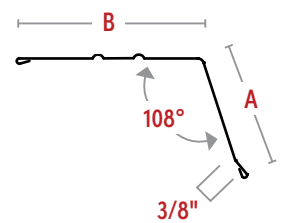
Please see Roof Edge Product Directory for more information.

DIAGRAM 6-2



GUTTER APRON WITH HEMMED EDGES

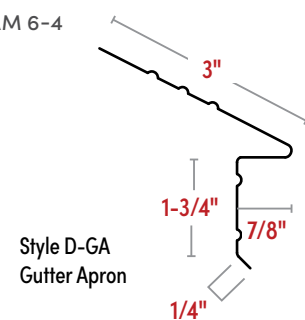
DIAGRAM 6-3



PRODUCT DESCRIPTION	PIECES PER		DIMENSIONS	
	STEEL	ALUMINUM	A	B
2" x 3" Gutter Apron – 10'	25	25	1-7/8"	2-3/4"
3" x 3" Gutter Apron – 10'	25	N/A	2-7/8"	2-3/4"
2" x 4" Gutter Apron – 10'	25	N/A	1-7/8"	3-3/4"
6" Style D-GA Gutter Apron – No Hems – 10'	25	25	–	–

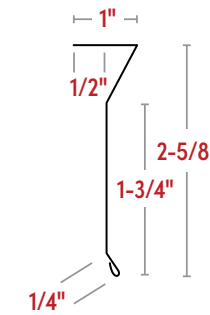
Please see Gutter Apron Product Directory for more information.

DIAGRAM 6-4



T ROOF TRIM

DIAGRAM 7-1

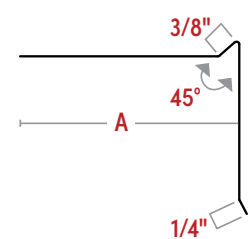
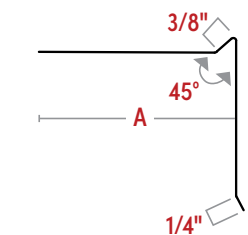
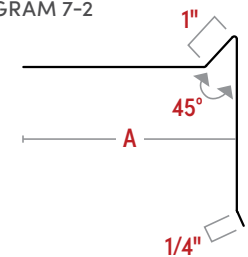


PRODUCT DESCRIPTION	PIECES PER	
	STEEL	ALUMINUM
T Roof Trim – 12'	N/A	25

Please see Roof Edge Product Directory for more information.

GRAVEL STOP AND MODIFIED ROOF EDGE

DIAGRAM 7-2



PRODUCT DESCRIPTION	PIECES PER		DIMENSIONS	
	STEEL	ALUMINUM	A	B
5" Girth Gravel Stop – 10'	10	N/A	2"	2-1/4"
7" Girth Gravel Stop – 10'	10	N/A	3"	3-1/4"
8" Girth Gravel Stop – 10'	10	N/A	3-1/4"	3-3/4"
10" Girth Gravel Stop – 10'	10	N/A	4-3/4"	4-1/4"

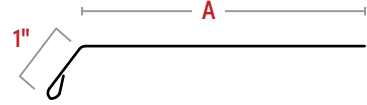
6" Modified Roof Edge	10	N/A	3-5/8"	2-1/4"
-----------------------	----	-----	--------	--------

7-1/2" Modified Roof Edge	10	N/A	4-1/8"	3-1/4"
---------------------------	----	-----	--------	--------

Please see Gravel Stop and Modified Roof Edge Product Directory for more information.

ROOF STARTER

DIAGRAM 8-1

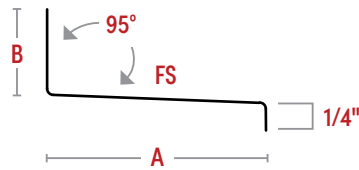


PRODUCT DESCRIPTION	PIECES PER	DIMENSIONS A
6" Roof Starter – 10'	10	4-3/4"

Please see Roof Edge Product Directory for more information.

WINDOW CAPPING

DIAGRAM 8-2

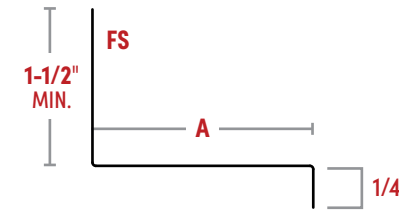


PRODUCT DESCRIPTION	PIECES PER		DIMENSIONS	
	STEEL	ALUMINUM	A	B
1-1/6" Header Window Capping – 10'	50	50	1-1/16"	1-3/4"
1-1/4" Header Window Capping – 10'	50	50	1-1/4"	1-1/2"
1-3/8" Header Window Capping – 10'	50	50	1-3/8"	1-3/8"
1-1/2" Header Window Capping – 10'	50	50	1-1/2"	1-1/2"
1-5/8" Header Window Capping – 10'	50	50	1-5/8"	1-1/2"
1-3/4" Header Window Capping – 10'	50	50	1-3/4"	1-1/2"
1" Header Window Capping 2" Back Leg – 10'	50	50	1"	2"
1-1/8" Header Window Capping 2" Back Leg – 10'	50	50	1-1/8"	2"
1-1/4" Header Window Capping 2" Back Leg – 10'	50	50	1-1/4"	2"
1-3/8" Header Window Capping 2" Back Leg – 10'	50	50	1-3/8"	2"
1-3/4" Header Window Capping 2" Back Leg – 10'	50	50	1-3/4"	2"

Please see Window Capping Product Directory for more information.

BASE FLASHING (Z FLASHING)

DIAGRAM 9-1

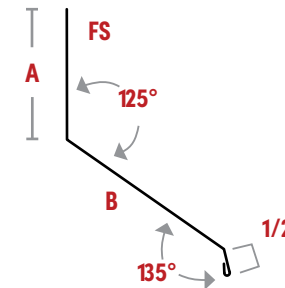


PRODUCT DESCRIPTION	PIECES PER		DIMENSIONS A
	STEEL	ALUMINUM	
3/8" Base Flashing – 10'	25	50	3/8"
7/16" Base Flashing – 10'	25	50	7/16"
1/2" Base Flashing – 10'	25	50	1/2"
5/8" Base Flashing – 10'	25	50	5/8"
3/4" Base Flashing – 10'	25	50	3/4"
1" Base Flashing – 10'	25	50	1"
1-1/8" Base Flashing – 10'	25	50	1-1/8"
1-3/4" Base Flashing – 10'	25	50	1-3/4"

Please see Base Flashing Product Directory for more information.

DORMER FLASHING

DIAGRAM 9-2

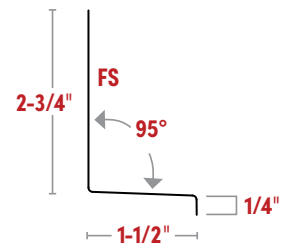


PRODUCT DESCRIPTION	PIECES PER	DIMENSIONS	
		A	B
#2220 Dormer Flashing – 10'	10	3-3/4"	5"
#13720 Dormer Flashing – 10'	10	3-1/2"	4-1/2"

Please see Dormer Flashing Product Directory for more information.

DECK, CHIMNEY (REGLET) AND COUNTER FLASHING

DIAGRAM 10-1



PART NUMBER	PRODUCT DESCRIPTION	PIECES PER
86450	#2401 Deck Flashing – 10'	25

DIAGRAM 10-2

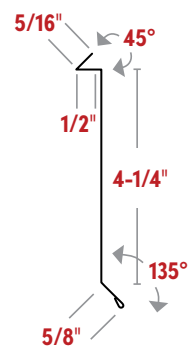
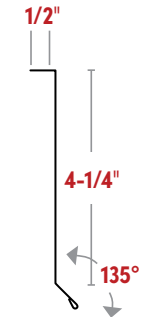


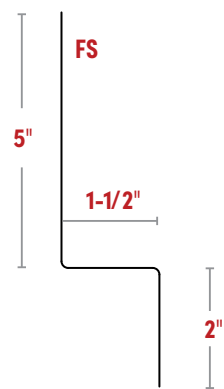
DIAGRAM 10-3



88820	4-1/4" Reglet – With Return – 10'	10
-------	-----------------------------------	----

88830	4-1/4" Reglet – Without Return – 10'	10
-------	--------------------------------------	----

DIAGRAM 10-4



85830	#2330 Deck-Starter Strip – 10'	25
-------	--------------------------------	----

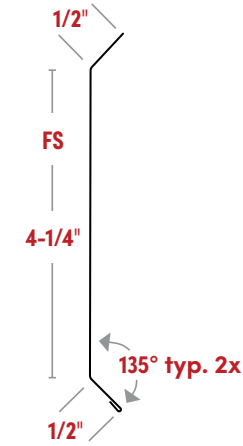
Please see Deck, Chimney (Reglet) and Counter Flashing Product Directory for more information.

continued

DECK, CHIMNEY (REGLET) AND COUNTER FLASHING

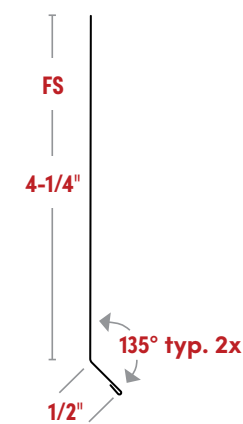
continued

DIAGRAM 11-1



PART NUMBER	PRODUCT DESCRIPTION	PIECES PER
88822	4-1/4" Counter Flashing – 10'	10

DIAGRAM 11-2

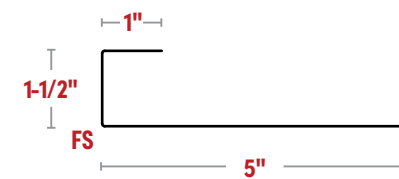


88824	4-1/4" Counter Flashing Without Lip – 10'	10
-------	---	----

Please see Deck, Chimney (Reglet) and Counter Flashing Product Directory for more information.

RAIN DIVERTER WITH RETURN

DIAGRAM 11-3

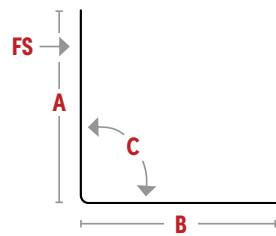


PART NUMBER	PRODUCT DESCRIPTION	PIECES PER
85440	#2277 7-1/2" Rain Diverter – 10'	10

Please see Rain Diverter With Return Product Directory for more information.

ANGLE FLASHING

DIAGRAM 12-1

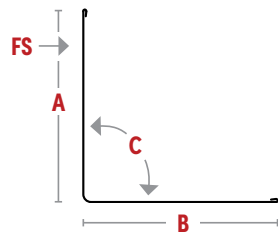


PRODUCT DESCRIPTION	PACKAGING PER	DIMENSIONS		
		A	B	C
1-1/2" x 4-1/2" Angle Flashing 100 Degree – Wrap 10'	10	1-1/2"	4-1/2"	100°
1-1/2" x 1-1/2" Angle Flashing – Wrap 12'	10	1-1/2"	1-1/2"	90°
2" x 2" Angle Flashing – Wrap 10'	10	2"	2"	90°
2" x 2" Angle Flashing 100 Degree – Wrap 10'	100	2"	2"	100°
2-1/2" x 2-1/2" Angle Flashing – Wrap 10'	10	2-1/2"	2-1/2"	90°
3" x 3" Angle Flashing – Wrap 10'	25	3"	3"	90°
3" x 3" Angle Flashing 110 Degree With One 1/2" Flat Hem – Wrap 10'	10	3"	3"	110°
3" x 4" Angle Flashing – Wrap 10'	10	3"	4"	90°
3" x 5" Angle Flashing – Wrap 10'	10	3"	5"	90°
4" x 3-1/2" Angle Flashing – Wrap 10'	10	4"	3-1/2"	90°
4" x 4" Angle Flashing 120 Degree – Wrap 10'	10	4"	4"	120°
4" x 5" Angle Flashing – Ctn 10'	10	4"	5"	90°
4" x 5" Angle Flashing 120 Degree – Wrap 10'	10	4"	5"	120°
4" x 6" Angle Flashing – Wrap 10'	10	4"	6"	90°
5" x 5" Angle Flashing – Wrap 10'	10	5"	5"	90°
5" x 5" Angle Flashing 120 Degree – Wrap 10'	10	5"	5"	120°
6" x 6" Angle Flashing – Ctn 10'	10	6"	6"	90°

Please see Angle Flashing Product Directory for more information.

ANGLE FLASHING WITH HEMMED EDGES

DIAGRAM 12-2

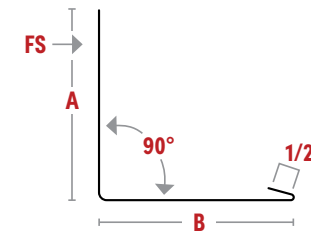


PRODUCT DESCRIPTION	PACKAGING PER	DIMENSIONS		
		A	B	C
1" x 3" Angle Flashing With Hems – Wrap 10'	10	1"	3"	90°
1-1/2" x 2-1/2" Angle Flashing With Hems – Wrap 10'	10	1-1/2"	2-1/2"	90°
1-1/2" x 1-1/2" Angle Flashing With Hems – Wrap 10'	10	1-1/2"	1-1/2"	90°
2" x 2" Angle Flashing With Hems – Wrap 10'	10	2"	2"	90°
2" x 3" Angle Flashing With Hems – Wrap 10'	10	2"	3"	90°
2-1/2" x 2-1/2" Angle Flashing With Hems – Wrap 12' 1"	10	2-1/2"	2-1/2"	90°
3" x 3" Angle Flashing With Hems – Wrap 10'	10	3"	3"	90°
3" x 3" Angle Flashing 120 Degree With Hems – Wrap 10'	10	3"	3"	120°
3" x 5" Angle Flashing With Hems – Wrap 10'	10	3"	5"	90°
4" x 4" Angle Flashing With Hems – Wrap 10'	10	4"	4"	90°
5" x 5" Angle Flashing With Hems – Wrap 10'	10	5"	5"	90°
6" x 6" Angle Flashing With Hems – Wrap 10'	10	6"	6"	90°

Please see Angle Flashing Product Directory for more information.

ANGLE FLASHING WITH LIP (TURN BACK)

DIAGRAM 13-1

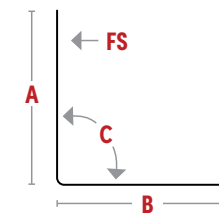


PRODUCT DESCRIPTION	PACKAGING PER	DIMENSIONS	
		A	B
4" x 3-1/2" Angle Flashing With Lip – Wrap 10'	10	4"	3-1/2"
4" x 4" Angle Flashing With Lip – Bulk Pk 10'	500	4"	4"
4" x 5" Angle Flashing With Lip – Wrap 10'	10	4"	5"
6" x 6" Angle Flashing With Lip – Ctn 10'	10	6"	6"

Please see Angle Flashing Product Directory for more information.

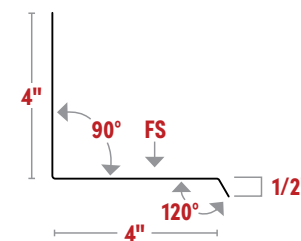
INSIDE ANGLE FLASHING

DIAGRAM 13-2



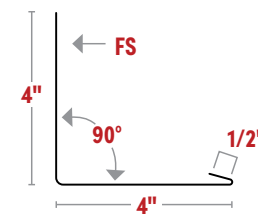
PRODUCT DESCRIPTION	PACKAGING PER	DIMENSIONS		
		A	B	C
3" x 3" Inside Angle Flashing – Wrap 12'	10	3"	3"	90°
4" x 4" Inside Angle Flashing – Wrap 10'	10	4"	4"	90°
4" x 4" Inside Angle Flashing 112 Degree – Wrap 10'	10	4"	4"	112°
4" x 4" Inside Angle Flashing 120 Degree – Wrap 10'	10	4"	4"	120°
4" x 6" Inside Angle Flashing – Wrap 10'	10	4"	6"	90°
4" x 6" Inside Angle Flashing 120 Degree – Wrap 10'	10	4"	6"	120°

DIAGRAM 13-3



4" x 4" Inside Angle Flashing With Reverse Lip – Wrap 10'	10	–	–	–
---	----	---	---	---

DIAGRAM 13-4

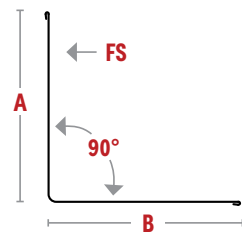


4" x 4" Inside Angle Flashing With Lip – Wrap 10'	10	–	–	–
---	----	---	---	---

Please see Angle Flashing Product Directory for more information.

INSIDE ANGLE FLASHING WITH HEMMED EDGES

DIAGRAM 14-1

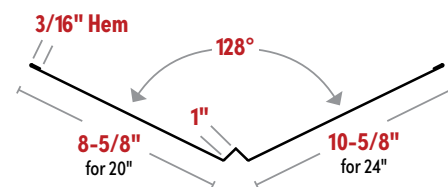


PRODUCT DESCRIPTION	PACKAGING PER	DIMENSIONS	
		A	B
2" x 2" Inside Angle Flashing With Hems – Wrap 10'	25	2"	2"
4" x 4" Inside Angle Flashing With Hems – Wrap 10'	10	4"	4"
4" x 6" Inside Angle Flashing With Hems – Wrap 10'	10	4"	6"
6" x 6" Inside Angle Flashing With Hems – Wrap 10'	10	6"	6"

Please see Angle Flashing Product Directory for more information.

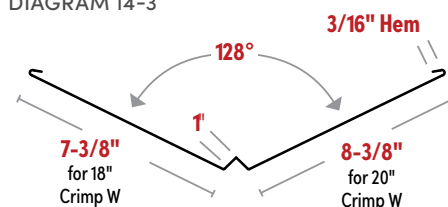
STYLE W FORMED VALLEY

DIAGRAM 14-2



PRODUCT DESCRIPTION	PIECES PER	
	STEEL	ALUMINUM
Style W Formed Valley		
20" Style W Formed Valley – 10'	10	10
24" Style W Formed Valley – 10'	10	10
24" Style W Formed Valley – 26 Ga. – 10'	10	N/A

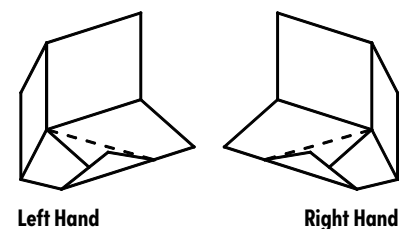
DIAGRAM 14-3



Style W Formed Valley With Crimp		
18" Style W Formed Valley With Crimp – 10'	10	10
20" Style W Formed Valley With Crimp – 10'	10	10

Please see W Valley Product Directory for more information.

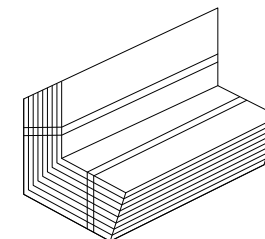
KICK-OUT FLASHING



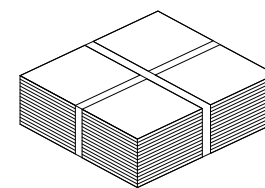
PRODUCT DESCRIPTION	PIECES PER
Left Hand, 4" x 4" x 8" Seamless – 130 Degree Deflection	25
Right Hand, 4" x 4" x 8" Seamless – 130 Degree Deflection	25

Please see Shingles Product Directory for more information.

FLASHING SHINGLES



Crimp Shingle



Flat Shingle

PRODUCT DESCRIPTION	PIECES PER	
	STEEL	ALUMINUM
5" x 7" Shingles	100	100
5" x 7" Shingles	N/A	500
2-1/2" x 2-1/2" x 7" Shingles	100	100
2-1/2" x 2-1/2" x 7" Shingles	N/A	500
2" x 3" x 7" Shingles	100	100
2" x 3" x 7" Shingles	N/A	500
6" x 8" Shingles	100	100
3" x 3" x 8" Shingles	100	100
3" x 4" x 7" Shingles	N/A	500
7" x 9" Shingles	100	100
7" x 10" Shingles	N/A	500
8" x 7" Shingles	100	100
8" x 7" Shingles	N/A	500
4" x 4" x 8" Shingles	50	50
8" x 8" Shingles	100	100
8" x 8" Shingles	N/A	500
4" x 4" x 8" Shingles	100	100
4" x 4" x 8" Shingles	N/A	500
8" x 9" Shingles	N/A	500
8" x 10" Shingles	N/A	500
5" x 5" x 8" Shingles	100	100
10" x 10" Shingles	100	100
5" x 5" x 10" Shingles	100	100
8" x 14" Shingles	50	50
4" x 4" x 14" Shingles	50	50

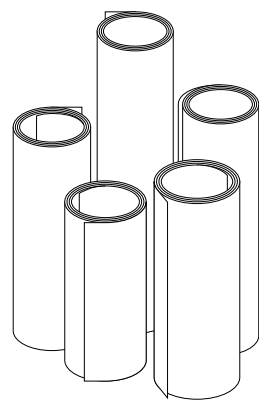
Please see Shingles Product Directory for more information.

AVAILABLE MATERIALS FOR TRIM COIL, ROLL VALLEY AND SHINGLE

STEEL:	Standard	29 Ga.	(.015)	Thickness	Painted Trim Coil
	Standard	29 Ga.	(.015)	Thickness	W Valley, Bare and Painted
	Standard	32 Ga.	(.012)	Thickness	Bare Roll Valley
	Economy	34 Ga.	(.010)	Thickness	Bare Roll Valley
	Standard	32 Ga.	(.012)	Thickness	Shingle, Both Painted and Bare
	Economy	34 Ga.	(.010)	Thickness	Bare Shingles
ALUMINUM:	Standard	—	(.017)	Thickness	Painted Trim Coil
	Standard	—	(.012)	Thickness	Bare Roll Valley
	Economy	—	(.009)	Thickness	Bare Roll Valley
	Standard	—	(.012)	Thickness	Shingle, Both Painted and Bare

GALVANIZED AND PAINTED STEEL ROLL VALLEY

9-roll minimum for all sizes except 24", which can be ordered by the roll.



PRODUCT DESCRIPTION	PACKAGING PER PALLET	WEIGHT PER ROLL:	
		GALVANIZED	PAINTED
4" Roll Valley – 50'	100 rolls	8.00 lbs.	10.50 lbs.
4" Roll Valley – 10'	100 rolls	6.60 lbs.	2.10 lbs.
4" Roll Valley – 25'	100 rolls	4.00 lbs.	5.25 lbs.
6" Roll Valley – 50'	100 rolls	12.00 lbs.	16.00 lbs.
6" Roll Valley – 10'	100 rolls	2.40 lbs.	3.20 lbs.
6" Roll Valley – 25'	100 rolls	6.00 lbs.	8.00 lbs.
8" Roll Valley – 50'	150 rolls	15.50 lbs.	22.00 lbs.
8" Roll Valley – 10'	150 rolls	3.10 lbs.	4.40 lbs.
8" Roll Valley – 25'	150 rolls	7.75 lbs.	11.00 lbs.
10" Roll Valley – 50'	125 rolls	19.50 lbs.	27.50 lbs.
10" Roll Valley – 10'	125 rolls	3.90 lbs.	5.50 lbs.
10" Roll Valley – 25'	125 rolls	9.75 lbs.	13.75 lbs.
12" Roll Valley – 50'	100 rolls	23.50 lbs.	32.50 lbs.
12" Roll Valley – 10'	100 rolls	4.70 lbs.	6.50 lbs.
12" Roll Valley – 25'	100 rolls	11.75 lbs.	16.25 lbs.
14" Roll Valley – 50'	100 rolls	27.00 lbs.	37.50 lbs.
14" Roll Valley – 10'	100 rolls	5.40 lbs.	7.50 lbs.
14" Roll Valley – 25'	100 rolls	13.50 lbs.	18.75 lbs.

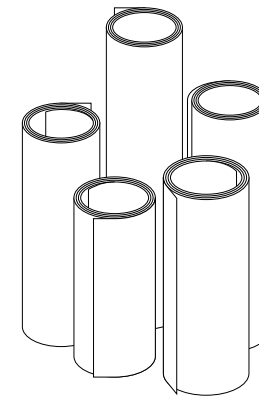
Please see Roll Valley Product Directory for more information.

continued

GALVANIZED AND PAINTED STEEL ROLL VALLEY

continued

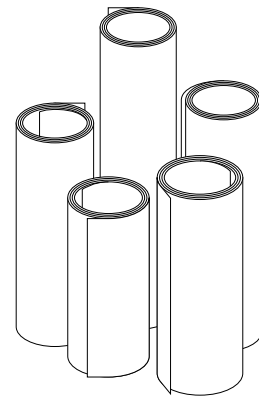
9-roll minimum for all sizes except 24", which can be ordered by the roll.



PRODUCT DESCRIPTION	PACKAGING PER PALLET	WEIGHT PER ROLL:	
		GALVANIZED	PAINTED
16" Roll Valley – 50'	75 rolls	31.00 lbs.	43.00 lbs.
16" Roll Valley – 10'	75 rolls	6.20 lbs.	8.60 lbs.
16" Roll Valley – 25'	75 rolls	15.50 lbs.	21.50 lbs.
18" Roll Valley – 50'	75 rolls	35.00 lbs.	48.50 lbs.
18" Roll Valley – 10'	75 rolls	7.00 lbs.	9.70 lbs.
18" Roll Valley – 25'	75 rolls	17.50 lbs.	24.25 lbs.
20" Roll Valley – 50'	50 rolls	38.50 lbs.	54.00 lbs.
20" Roll Valley – 10'	50 rolls	7.70 lbs.	10.80 lbs.
20" Roll Valley – 25'	50 rolls	19.25 lbs.	27.00 lbs.
24" Roll Valley – 50'	50 rolls	46.50 lbs.	65.00 lbs.
24" Roll Valley – 10'	50 rolls	9.30 lbs.	13.00 lbs.
24" Roll Valley – 25'	50 rolls	23.25 lbs.	32.50 lbs.
36" Roll Valley – 50'	25 rolls	70.50 lbs.	98.50 lbs.
36" Roll Valley – 10'	25 rolls	14.10 lbs.	19.70 lbs.
36" Roll Valley – 25'	25 rolls	35.25 lbs.	49.25 lbs.

Please see Roll Valley Product Directory for more information.

ECONOMY GALVANIZED ROLL VALLEY



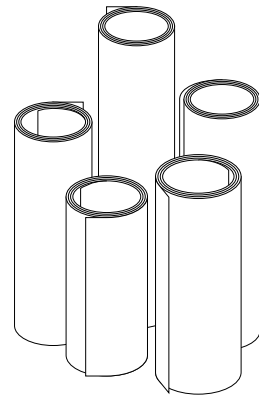
PRODUCT DESCRIPTION	PACKAGING PER PALLET	WEIGHT PER ROLL
4" Roll Valley – 50'	150 rolls	6.80 lbs.
4" Roll Valley – 10'	150 rolls	1.36 lbs.
4" Roll Valley – 25'	150 rolls	3.40 lbs.
6" Roll Valley – 50'	100 rolls	10.20 lbs.
6" Roll Valley – 10'	100 rolls	2.04 lbs.
6" Roll Valley – 25'	100 rolls	5.10 lbs.
8" Roll Valley – 50'	100 rolls	13.39 lbs.
8" Roll Valley – 10'	100 rolls	2.68 lbs.
8" Roll Valley – 25'	100 rolls	6.69 lbs.
10" Roll Valley – 50'	75 rolls	17.00 lbs.
10" Roll Valley – 10'	75 rolls	3.40 lbs.
10" Roll Valley – 25'	75 rolls	8.50 lbs.

Please see Roll Valley Product Directory for more information.

continued

ECONOMY GALVANIZED ROLL VALLEY

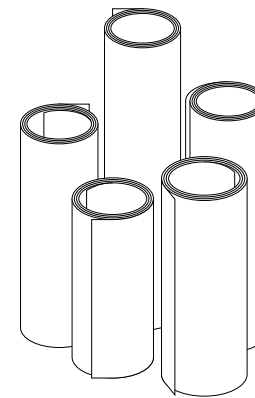
continued



PRODUCT DESCRIPTION	PACKAGING PER PALLET	WEIGHT PER ROLL
12" Roll Valley – 50'	50 rolls	20.19 lbs.
12" Roll Valley – 10'	50 rolls	4.04 lbs.
12" Roll Valley – 25'	50 rolls	10.09 lbs.
14" Roll Valley – 50'	50 rolls	23.37 lbs.
14" Roll Valley – 10'	50 rolls	4.67 lbs.
14" Roll Valley – 25'	50 rolls	11.69 lbs.
16" Roll Valley – 50'	50 rolls	26.77 lbs.
16" Roll Valley – 10'	50 rolls	5.35 lbs.
16" Roll Valley – 25'	50 rolls	13.39 lbs.
18" Roll Valley – 50'	25 rolls	30.17 lbs.
18" Roll Valley – 10'	25 rolls	6.03 lbs.
18" Roll Valley – 25'	25 rolls	15.09 lbs.
20" Roll Valley – 50'	25 rolls	33.57 lbs.
20" Roll Valley – 10'	25 rolls	6.71 lbs.
20" Roll Valley – 25'	25 rolls	16.79 lbs.
24" Roll Valley – 50'	25 rolls	40.37 lbs.
24" Roll Valley – 10'	25 rolls	8.07 lbs.
24" Roll Valley – 25'	25 rolls	20.19 lbs.
36" Roll Valley – 50'	25 rolls	61.19 lbs.
36" Roll Valley – 10'	25 rolls	12.24 lbs.
36" Roll Valley – 25'	25 rolls	30.60 lbs.

Please see Roll Valley Product Directory for more information.

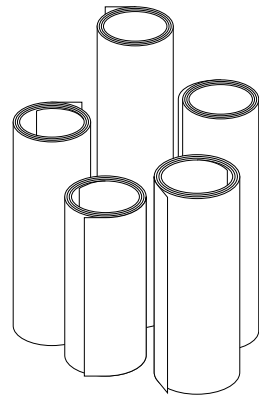
STANDARD ALUMINUM ROLL VALLEY



PRODUCT DESCRIPTION	PACKAGING PER PALLET	WEIGHT PER ROLL
4" Standard Aluminum Roll Valley – 50'	100 rolls	2.50 lbs.
4" Standard Aluminum Roll Valley – 10'	100 rolls	.50 lb.
4" Standard Aluminum Roll Valley – 25'	100 rolls	1.25 lbs.
6" Standard Aluminum Roll Valley – 50'	125 rolls	3.50 lbs.
6" Standard Aluminum Roll Valley – 10'	125 rolls	.70 lb.
6" Standard Aluminum Roll Valley – 25'	125 rolls	1.75 lbs.
8" Standard Aluminum Roll Valley – 50'	150 rolls	5.00 lbs.
8" Standard Aluminum Roll Valley – 10'	150 rolls	1.00 lb.
8" Standard Aluminum Roll Valley – 25'	150 rolls	2.50 lbs.
10" Standard Aluminum Roll Valley – 50'	125 rolls	6.50 lbs.
10" Standard Aluminum Roll Valley – 10'	125 rolls	1.30 lbs.
10" Standard Aluminum Roll Valley – 25'	125 rolls	3.25 lbs.
12" Standard Aluminum Roll Valley – 50'	100 rolls	7.00 lbs.
12" Standard Aluminum Roll Valley – 10'	100 rolls	1.40 lbs.
12" Standard Aluminum Roll Valley – 25'	100 rolls	3.50 lbs.
14" Standard Aluminum Roll Valley – 50'	100 rolls	8.50 lbs.
14" Standard Aluminum Roll Valley – 10'	100 rolls	1.70 lbs.
14" Standard Aluminum Roll Valley – 25'	100 rolls	4.25 lbs.
16" Standard Aluminum Roll Valley – 50'	75 rolls	9.50 lbs.
16" Standard Aluminum Roll Valley – 10'	75 rolls	1.90 lbs.
16" Standard Aluminum Roll Valley – 25'	75 rolls	4.75 lbs.
18" Standard Aluminum Roll Valley – 50'	75 rolls	10.50 lbs.
18" Standard Aluminum Roll Valley – 10'	75 rolls	2.10 lbs.
18" Standard Aluminum Roll Valley – 25'	75 rolls	5.25 lbs.
20" Standard Aluminum Roll Valley – 50'	50 rolls	12.00 lbs.
20" Standard Aluminum Roll Valley – 10'	50 rolls	2.40 lbs.
20" Standard Aluminum Roll Valley – 25'	50 rolls	6.00 lbs.
24" Standard Aluminum Roll Valley – 50'	50 rolls	14.50 lbs.
24" Standard Aluminum Roll Valley – 10'	50 rolls	2.90 lbs.
24" Standard Aluminum Roll Valley – 25'	50 rolls	7.25 lbs.
36" Standard Aluminum Roll Valley – 50'	25 rolls	22.00 lbs.
36" Standard Aluminum Roll Valley – 10'	25 rolls	4.40 lbs.
36" Standard Aluminum Roll Valley – 25'	25 rolls	11.00 lbs.

Please see Roll Valley Product Directory for more information.

ECONOMY ALUMINUM ROLL VALLEY



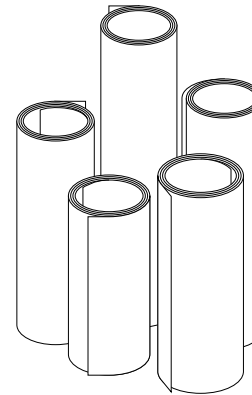
PRODUCT DESCRIPTION	PACKAGING PER PALLET	WEIGHT PER ROLL
4" Economy Aluminum Roll Valley – 50'	100 rolls	2.00 lbs.
4" Economy Aluminum Roll Valley – 10'	100 rolls	.40 lb.
4" Economy Aluminum Roll Valley – 25'	100 rolls	1.00 lb.
6" Economy Aluminum Roll Valley – 50'	125 rolls	2.00 lbs.
6" Economy Aluminum Roll Valley – 10'	125 rolls	.60 lb.
6" Economy Aluminum Roll Valley – 25'	125 rolls	1.50 lbs.
8" Economy Aluminum Roll Valley – 50'	150 rolls	4.00 lbs.
8" Economy Aluminum Roll Valley – 10'	150 rolls	.80 lb.
8" Economy Aluminum Roll Valley – 25'	150 rolls	2.00 lbs.
10" Economy Aluminum Roll Valley – 50'	125 rolls	5.00 lbs.
10" Economy Aluminum Roll Valley – 10'	125 rolls	1.00 lb.
10" Economy Aluminum Roll Valley – 25'	125 rolls	2.50 lbs.
12" Economy Aluminum Roll Valley – 50'	100 rolls	6.00 lbs.
12" Economy Aluminum Roll Valley – 10'	100 rolls	1.20 lbs.
12" Economy Aluminum Roll Valley – 25'	100 rolls	3.00 lbs.
14" Economy Aluminum Roll Valley – 50'	100 rolls	7.00 lbs.
14" Economy Aluminum Roll Valley – 10'	100 rolls	1.40 lbs.
14" Economy Aluminum Roll Valley – 25'	100 rolls	3.50 lbs.
16" Economy Aluminum Roll Valley – 50'	75 rolls	8.00 lbs.
16" Economy Aluminum Roll Valley – 10'	75 rolls	1.60 lbs.
16" Economy Aluminum Roll Valley – 25'	75 rolls	4.00 lbs.
18" Economy Aluminum Roll Valley – 50'	75 rolls	9.00 lbs.
18" Economy Aluminum Roll Valley – 10'	75 rolls	1.80 lbs.
18" Economy Aluminum Roll Valley – 25'	75 rolls	4.50 lbs.

Please see Roll Valley Product Directory for more information.

continued

ECONOMY ALUMINUM ROLL VALLEY

continued



PRODUCT DESCRIPTION	PACKAGING PER PALLET	WEIGHT PER ROLL
20" Economy Aluminum Roll Valley – 50'	50 rolls	10.50 lbs.
20" Economy Aluminum Roll Valley – 10'	50 rolls	2.10 lbs.
20" Economy Aluminum Roll Valley – 25'	50 rolls	5.25 lbs.
24" Economy Aluminum Roll Valley – 50'	50 rolls	12.50 lbs.
24" Economy Aluminum Roll Valley – 10'	50 rolls	2.50 lbs.
24" Economy Aluminum Roll Valley – 25'	50 rolls	6.25 lbs.
36" Economy Aluminum Roll Valley – 50'	25 rolls	19.00 lbs.
36" Economy Aluminum Roll Valley – 10'	25 rolls	3.80 lbs.
36" Economy Aluminum Roll Valley – 25'	25 rolls	9.50 lbs.

Please see Roll Valley Product Directory for more information.

FLAT SHEETS

PRODUCT DESCRIPTION	PIECES PER
29-Ga. Sheet – 36" x 96"	25
29-Ga. Sheet – 36" x 120"	25

FLASHING COLLECTION

TRADITIONAL BUILDING PRODUCTS (STEEL ONLY)



KEY:

* = .015 29 Gauge
 † = .012 32 Gauge
 ‡ = .020 26 Gauge

Premium colors: Brite Red, Copper Canyon and Midnight Blue

Klauer flashing material type and color availability vary by product and geographic region. Minimum order quantities may apply to non-standard materials and colors. Please contact your Klauer representative for availability in your area.

SHERWIN-WILLIAMS.
Coil Coatings

The colors shown are intended only as an approximation of the actual colors. Color chips are available upon request.

FLASHING COLLECTION

continued

KLAUER CLASSIC (ALUMINUM AND STEEL)



KLAUER SELECT (ALUMINUM ONLY)



Dura Coat
PRODUCTS
An Axalta Coating Systems Company

The colors shown are intended only as an approximation of the actual colors. Color chips are available upon request.

Klauer flashing material type and color availability vary by product and geographic region. Minimum order quantities may apply to non-standard materials and colors. Please contact your Klauer representative for availability in your area.

ROOF EDGE PRODUCT DIRECTORY

PART NUMBER	PRODUCT DESCRIPTION	MATERIAL	GAUGE/DECIMAL	WEIGHT*	QTY. PER	DIAGRAM
31999	1" x 2" Style A Roof Edge – Ctns 10'	Steel	26	2.25	50	4-1
32013	1" x 2" Style A Roof Edge – Ctns 10'	Steel	32	1.26	50	4-1
31998	1" x 2" Style A Roof Edge – Ctns 10'	Steel	34	1.15	25	4-1
32001	1" x 2" Style A Roof Edge – Ctns 10'	Steel	32	1.28	25	4-1
32005	1" x 2" Style A Roof Edge – Wrap 10'	Steel	29	1.72	50	4-1
32008	1" x 2" Style A Roof Edge – Wrap 10'	Steel	32	1.28	50	4-1
32814	1-1/2" x 1-1/2" Style A Roof Edge – Ctns 10'	Steel	32	1.28	25	4-1
32803	1-1/2" x 1-1/2" Style A Roof Edge – Ctns 10'	Steel	34	1.15	25	4-1
32810	1-1/2" x 1-1/2" Style A Roof Edge – Wrap 10'	Steel	29	1.73	50	4-1
32819	1-1/2" x 1-1/2" Style A Roof Edge – Wrap 10'	Steel	29	1.73	25	4-1
32812	1-1/2" x 1-1/2" Style A Roof Edge – Wrap 10'	Steel	32	1.28	25	4-1
32811	1-1/2" x 1-1/2" Style A Roof Edge – Wrap 10'	Steel	32	1.28	50	4-1
32799	1-1/2" x 1-1/2" Style A Roof Edge – Wrap 10'	Steel	34	1.15	50	4-1
32811	1-1/2" x 1-1/2" Style A Roof Edge (C-3) (3" Rake Edge) – Wrap 10'	Aluminum	.012	0.45	50	4-1
32818	1-1/2" x 1-1/2" Style A Roof Edge (OS No Hem) – Wrap 10'	Aluminum	.012	0.37	25	4-1
32823	1-1/2" x 1-1/2" Style A Roof Edge (OS No Hem) – Wrap 10'	Aluminum	.012	0.37	50	4-1
32818	1-1/2" x 1-1/2" Style A Roof Edge (OS No Hem) – Wrap 10'	Aluminum	.017	0.61	25	4-1
32823	1-1/2" x 1-1/2" Style A Roof Edge (OS No Hem) – Wrap 10'	Aluminum	.017	0.61	50	4-1
32818	1-1/2" x 1-1/2" Style A Roof Edge (OS No Hem) – Wrap 10'	Steel	29	1.54	25	4-1
32806	1-1/2" x 1-1/2" Style A Roof Edge (OS No Hem) – Wrap 10'	Steel	32	1.12	25	4-1
32817	1-1/2" x 1-1/2" Style A Roof Edge (OS No Hem) – Wrap 10'	Steel	32	1.12	50	4-1
32809	1-1/2" x 1-1/2" Style A Roof Edge Embossed – Ctns 10'	Steel	32	1.28	25	4-1
32808	1-1/2" x 1-1/2" Style A Roof Edge Embossed – Ctns 10'	Steel	32	1.28	50	4-1
32007	1-1/2" x 2" Style A Roof Edge – Wrap 10'	Aluminum	.017	0.82	50	4-1
31986	1-1/2" x 2" Style A Roof Edge (OS No Hem) – Ctns 10'	Steel	32	1.31	25	4-1
32037	1-1/2" x 3" Style A Roof Edge – Wrap 10'	Steel	29	2.55	25	4-1
32033	1" x 3-1/2" (C5) Style A Roof Edge – Wrap 10'	Steel	29	2.80	25	4-1
32045	2" x 2" Style A Roof Edge – Ctns 10'	Steel	26	3.06	25	4-1
32021	2" x 2" Style A Roof Edge – Ctns 10'	Steel	29	2.34	25	4-1
32039	2" x 2" Style A Roof Edge – Ctns 10'	Steel	32	1.70	25	4-1
32063	2" x 2" Style A Roof Edge – Ctns 10'	Steel	34	1.53	25	4-1
32020	2" x 2" Style A Roof Edge – Wrap 10'	Steel	29	2.23	25	4-1
32022	2" x 2" Style A Roof Edge – Wrap 10'	Steel	32	1.68	25	4-1

*Weights are calculated as theoretical. Actual weights may vary slightly.

continued

ROOF EDGE PRODUCT DIRECTORY

continued

PART NUMBER	PRODUCT DESCRIPTION	MATERIAL	GAUGE/DECIMAL	WEIGHT*	QTY. PER	DIAGRAM
32023	2" x 2" Style A Roof Edge (OS No Hem) – Wrap 10'	Steel	32	1.50	25	4-1
31990	2" x 2" Style A Roof Edge (OS No Hem) – Wrap 10'	Steel	26	3.06	25	4-1
32090	2" x 2" Style A Roof Edge Embossed – Ctns 10'	Steel	32	1.70	25	4-1
32025	2" x 2" Style A Roof Edge – Wrap 10'	Aluminum	.017	0.92	25	4-1
32025	2" x 2" Style A Roof Edge – Wrap 10'	Steel	29	2.31	25	4-1
32026	2" x 2" Style A Roof Edge – Wrap 10'	Steel	32	1.68	25	4-1
32024	2" x 2" Style A Roof Edge – Wrap 10'	Steel	34	1.53	25	4-1
32027	2" x 3" Style A Roof Edge (2" Face) – Wrap 10'	Steel	29	2.83	25	4-1
31995	2" x 4" Style A Roof Edge – Ctns 10'	Aluminum	.017	1.33	50	4-1
32047	2" x 4" Style A Roof Edge – Ctns 10'	Steel	26	4.33	25	4-1
32014	2" x 4" Style A Roof Edge – Ctns 10'	Steel	29	3.38	25	4-1
31982	2" x 4" Style A Roof Edge (.012) 250' Wrap 10'	Aluminum	.012	0.86	25	4-1
31988	2" x 4" Style A Roof Edge – Wrap 10'	Aluminum	.017	1.33	25	4-1
32019	2" x 4" Style A Roof Edge – Wrap 10'	Steel	32	2.43	25	4-1
31994	2" x 4" Style A Roof Edge (120 Degree) – Wrap 10'	Aluminum	.017	1.33	25	4-1
32018	2" x 4" Style A Roof Edge (OS No Hem) – Wrap 10'	Steel	32	2.24	25	4-1
33103	2" x 4" Style G Roof Edge (OS No Hem) – Wrap 10'	Steel	26	4.08	10	4-1
31987	2" x 5" Style A Roof Edge 8/12 Pitch – Wrap 10'	Aluminum	.017	1.43	25	4-1
32055	3" x 3" Style A Roof Edge – Wrap 10'	Steel	26	4.42	25	4-1
32035	3" x 3" Style A Roof Edge – Wrap 10'	Steel	29	3.38	25	4-1
32053	3" x 3" Style A Roof Edge – Wrap 10'	Steel	32	2.38	25	4-1
32087	3" x 3" Style A Roof Edge – Wrap 10'	Steel	32	2.43	25	4-1
32071	3" x 3" Style A Roof Edge (OS No Hem) – Wrap 10'	Steel	26	4.08	25	4-1
32078	3" x 3" Style A Roof Edge (OS No Hem) – Wrap 10'	Steel	32	2.20	25	4-1
32061	4" x 4" Style A Roof Edge – Wrap 10'	Steel	26	5.78	10	4-1
32041	4" x 4" Style A Roof Edge – Wrap 10'	Steel	29	4.37	10	4-1
32059	4" x 4" Style A Roof Edge – Wrap 10'	Steel	32	3.11	10	4-1
32043	4" x 4" Style A Roof Edge – Wrap 10'	Steel	34	2.89	10	4-1
32077	4" x 4" Style A Roof Edge (OS No Hem) – Ctns 10'	Steel	32	2.99	10	4-1
33105	4" Style G FHA Roof Edge (OS No Hem) – Wrap 10'	Steel	26	2.72	25	N/A
33109	4" Style G FHA Roof Edge (OS No Hem) – Wrap 10'	Steel	29	2.06	25	N/A
32583	4-1/2" Eaves Drip – Ctns 10'	Aluminum	.012	0.56	50	5-2
32583	4-1/2" Eaves Drip – Ctns 10'	Aluminum	.017	0.92	50	5-2

*Weights are calculated as theoretical. Actual weights may vary slightly.

continued

ROOF EDGE PRODUCT DIRECTORY

continued

PART NUMBER	PRODUCT DESCRIPTION	MATERIAL	GAUGE/DECIMAL	WEIGHT*	QTY. PER	DIAGRAM
32571	4-1/2" Eaves Drip – Ctns 10'	Aluminum	.017	0.92	50	5-2
32570	4-1/2" Eaves Drip – Ctns 10'	Steel	29	2.31	25	5-2
32584	4-1/2" Eaves Drip (5" Girth) – Ctns 10'	Aluminum	.012	0.66	50	5-2
32578	4-1/2" Style SR Eaves Drip – Ctns 10'	Aluminum	.012	0.56	50	6-2
32578	4-1/2" Style SR Eaves Drip – Ctns 10'	Aluminum	.017	0.92	50	6-2
32577	4-1/2" Style SR Eaves Drip – Ctns 10'	Steel	29	2.31	25	6-2
32579	4-1/2" Style SR Eaves Drip – Ctns 10'	Steel	32	1.70	25	6-2
32494	4-1/2" Style SR Roof Edge – Ctns 10'	Aluminum	.017	0.92	50	6-1
32493	4-1/2" Style SR Roof Edge – Ctns 10'	Steel	29	2.31	25	6-1
32503	4-1/2" Style SR Roof Edge – Ctns 10'	Steel	32	1.70	25	6-1
32492	4-1/2" Style SR Roof Edge – Wrap 10'	Steel	32	1.70	25	6-1
32542	4-1/2" Style D Roof Edge – Ctns 10'	Aluminum	.017	0.92	50	5-1
32516	4-1/2" Style D Roof Edge – Ctns 10'	Steel	29	2.31	25	5-1
32515	4-1/2" Style D Roof Edge – Ctns 10'	Steel	32	1.70	25	5-1
32523	5" "SR" Eaves Drip – Ctns 10'	Aluminum	.012	0.66	50	6-2
32519	5" "SR" Eaves Drip – Ctns 10'	Aluminum	.017	1.02	50	6-2
32513	5" "SR" Eaves Drip – Ctns 10'	Steel	29	2.55	25	6-2
32586	5" Eaves Drip – Ctns 10'	Aluminum	.012	0.66	50	N/A
32585	5" Eaves Drip – Ctns 10'	Aluminum	.017	1.02	50	N/A
32508	5" Style SR Roof Edge – Ctns 10'	Aluminum	.017	1.02	25	6-1
32511	5" Style SR Roof Edge – Ctns 10'	Aluminum	.017	1.02	50	6-1
32498	5" Style SR Roof Edge – Ctns 10'	Steel	26	3.33	25	6-1
32512	5" Style SR Roof Edge – Ctns 10'	Steel	26	3.33	25	6-1
32508	5" Style SR Roof Edge – Ctns 10'	Steel	29	2.57	25	6-1
32509	5" Style SR Roof Edge – Ctns 10'	Steel	32	1.89	25	6-1
32200	5" Style C Roof Edge – Ctns 10'	Aluminum	.017	1.02	25	4-2
32200	5" Style C Roof Edge – Ctns 10'	Steel	29	2.84	25	4-2
32415	5" Style D Roof Edge – Ctns 10'	Steel	29	2.57	25	5-1
32416	5" Style D Roof Edge – Ctns 10'	Steel	32	1.89	25	5-1
32535	5" Style SROLL Roof Edge – Ctns 10'	Aluminum	.017	1.02	50	6-1
32531	5" Style SROLL Roof Edge – Ctns 10'	Steel	32	1.89	25	6-1
32520	5" Style SR Eaves Drip – Ctns 10'	Steel	32	1.83	25	6-2
32522	5-1/2" SR Eaves Drip – Ctns 10'	Aluminum	.017	1.13	50	6-2
32560	5-1/2" Style D Roof Edge – Ctns 10'	Aluminum	.017	1.13	50	5-1
32550	5-1/2" Style D Roof Edge – Ctns 10'	Steel	29	2.83	25	5-1

*Weights are calculated as theoretical. Actual weights may vary slightly.

continued

ROOF EDGE PRODUCT DIRECTORY

continued

PART NUMBER	PRODUCT DESCRIPTION	MATERIAL	GAUGE/DECIMAL	WEIGHT*	QTY. PER	DIAGRAM
32673	5-1/2" Style L Roof Edge – Ctns 10'	Aluminum	.012	0.73	50	5-4
32679	5-1/2" Style L Roof Edge – Ctns 10'	Aluminum	.017	1.13	50	5-4
32672	5-1/2" Style L Roof Edge – Ctns 10'	Aluminum	.017	1.13	50	5-4
32674	5-1/2" Style L Roof Edge – Ctns 10'	Steel	29	2.83	25	5-4
32548	5-1/2" Style SROLL Roof Edge – Ctns 10'	Aluminum	.017	1.13	50	6-1
32545	5-1/2" Style SROLL Roof Edge – Ctns 10'	Steel	29	2.86	25	6-1
32544	5-1/2" Style SROLL Roof Edge – Ctns 10'	Steel	32	2.08	25	6-1
32689	5-1/2" Style SROLL Roof Edge – Ctns 10'	Steel	32	2.06	25	6-1
32568	6" Style SROLL Roof Edge – 10'	Steel	32	2.27	25	6-1
32569	6" Style SROLL Roof Edge – 10'	Aluminum	.017	1.23	50	6-1
32525	6" Style SR Eaves Drip – Ctns 10'	Aluminum	.017	1.23	50	6-2
32610	6" Modified Roof Edge – Wrap 10'	Steel	32	2.24	25	N/A
32910	6" Roof Starter – Wrap 10'	Steel	29	2.97	10	8-1
32565	6" Style SR Roof Edge – Ctns 10'	Steel	32	2.24	25	N/A
32315	6" Style CC Roof Edge – Wrap 10'	Aluminum	.017	1.27	25	4-2
32310	6" Style CC Roof Edge – Wrap 10'	Steel	29	3.18	25	4-2
32451	6" Style D Roof Edge – Ctns 10'	Steel	29	3.08	25	5-1
32455	6" Style D Roof Edge – Ctns 10'	Steel	29	3.08	25	5-1
32452	6" Style D Roof Edge – Ctns 10'	Steel	32	2.20	25	5-1
32450	6" Style D Roof Edge – Wrap 10'	Steel	29	3.06	25	5-1
32600	6" Style D-GA Gutter Apron – Wrap 10'	Steel	29	3.08	25	6-4
32685	6" Style L Roof Edge – Ctns 10'	Aluminum	.017	1.23	50	5-4
32683	6" Style L Roof Edge – Ctns 10'	Steel	29	3.08	25	5-4
32691	6" Style L Roof Edge – Ctns 10'	Steel	32	2.24	25	5-4
32690	6" Style LL Roof Edge – Ctns 10'	Aluminum	.017	1.23	25	5-4
32694	6" Style LL Roof Edge – Ctns 10'	Steel	26	4.08	25	5-4
32690	6" Style LL Roof Edge – Ctns 10'	Steel	29	3.08	25	5-4
32692	6" Style LL Roof Edge – Ctns 10'	Steel	32	2.27	25	5-4
32695	6" Style LL Roof Edge – Ctns 12'	Steel	29	3.74	20	5-4
32611	7-1/2" Modified Roof Edge – Wrap 10'	Steel	32	2.80	25	N/A
32602	8" Eaves Drip – Ctns 10'	Aluminum	.012	1.04	50	5-3
32604	8" Eaves Drip – Ctns 10'	Aluminum	.017	1.61	50	5-3
32470	8" Style D Roof Edge – Ctns 10'	Steel	29	5.05	20	5-1
32530	T-Roof Trim – Ctns 12'	Aluminum	.017	0.95	25	7-1

*Weights are calculated as theoretical. Actual weights may vary slightly.

GUTTER APRON PRODUCT DIRECTORY

PART NUMBER	PRODUCT DESCRIPTION	MATERIAL	GAUGE/DECIMAL	WEIGHT*	QTY. PER	DIAGRAM
32992	2" x 2" Gutter Apron – Ctns 10'	Steel	29	2.06	25	N/A
33001	2" x 3" Gutter Apron – Ctns 10'	Aluminum	.012	0.66	25	6-3
33007	2" x 3" Gutter Apron – Bdl's 10'	Steel	29	2.84	25	6-3
33008	2" x 3" Gutter Apron – Ctns 10'	Aluminum	.017	1.02	25	6-3
33008	2" x 3" Gutter Apron – Ctns 10'	Steel	29	2.60	25	6-3
33009	2" x 3" Gutter Apron – Ctns 10'	Steel	32	1.89	25	6-3
33012	2" X 3" Gutter Apron – Ctns 10'	Steel	26	3.33	25	6-3
33015	2" x 4" Gutter Apron – Ctns 10'	Steel	29	3.08	25	6-3
33016	2" x 4" Gutter Apron – Ctns 10'	Steel	26	4.08	25	6-3
33050	3" x 3" Gutter Apron – Bdl's 10'	Steel	29	3.08	25	6-3
32600	6" Style D-Ga Gutter Apron – Wrap 10'	Steel	29	3.08	25	6-4

GRAVEL STOP AND MODIFIED ROOF EDGE; DORMER FLASHING; DECK, CHIMNEY (REGLET) AND COUNTER FLASHING; AND RAIN DIVERTER WITH RETURN PRODUCT DIRECTORY

PART NUMBER	PRODUCT DESCRIPTION	MATERIAL	GAUGE/DECIMAL	WEIGHT*	QTY. PER	DIAGRAM
32700	5" Girth Gravel Stop 10'	Steel	29	2.55	25/BDL	7-2
32720	7" Girth Gravel Stop 10'	Steel	29	3.60	25/CTN	7-2
32725	8" Girth Gravel Stop 10'	Steel	29	4.08	25/BDL	7-2
32732	10" Girth Gravel Stop 10'	Steel	29	5.10	10/BDL	7-2
84210	10' Dormer Flashing	Steel	29	4.85	10/BDL	9-2
88810	10' Dormer Flashing	Steel	29	4.33	10/BDL	9-2
86450	10' Deck Flashing	Steel	29	2.31	10/BDL	10-1
88820	10' – 4-1/4" Reglet With Return	Steel	29	3.08	10/BDL	10-2
88830	10' – 4-1/4" Reglet With No Return	Steel	29	2.89	10/BDL	10-3
85830	10' Deck Starter	Steel	29	4.37	10/BDL	10-4
88822	10' – 4-1/4" Counter Flashing	Steel	29	3.06	10/BDL	11-1
88824	10' – 4-1/4" Counter Flashing Without Lip	Steel	29	3.36	10/BDL	11-2
85440	10' – 7-1/2" Rain Diverter	Steel	29	3.85	10/BDL	11-3
88950	10' – Rain Diverter With Hem	Steel	29	4.56	10/BDL	N/A
89755	10' – Rain Diverter	Steel	29	4.59	10/BDL	N/A

*Weights are calculated as theoretical. Actual weights may vary slightly.

WINDOW CAPPING PRODUCT DIRECTORY

PART NUMBER	PRODUCT DESCRIPTION	MATERIAL	GAUGE/DECIMAL	WEIGHT*	QTY. PER	DIAGRAM
33186	1" Header Window Capping – Wrap 10'	Aluminum	.017	0.61	50	8-2
33187	1" Header Window Capping 2" Back Leg – Wrap 10'	Aluminum	.017	0.66	50	8-2
33187	1" Header Window Capping 2" Back Leg – Wrap 10'	Steel	29	1.67	50	8-2
33190	1-1/16" Header Window Capping – Wrap 10'	Aluminum	.017	0.61	50	8-2
33190	1-1/16" Header Window Capping – Wrap 10'	Steel	29	1.54	50	8-2
33196	1-1/8" Header Window Capping – Wrap 10'	Aluminum	.017	0.61	50	8-2
33196	1-1/8" Header Window Capping – Wrap 10'	Steel	29	1.54	50	8-2
33197	1-1/8" Header Window Capping – Wrap 10'	Steel	32	1.12	50	8-2
33195	1-1/8" Header Window Capping 2" Back Leg – Wrap 10'	Aluminum	.017	0.69	50	8-2
33210	1-1/4" Header Window Capping – Wrap 10'	Aluminum	.017	0.61	50	8-2
33210	1-1/4" Header Window Capping – Wrap 10'	Steel	29	1.54	50	8-2
33211	1-1/4" Header Window Capping 2" Back Leg – Wrap 10'	Aluminum	.017	0.72	50	8-2
33200	1-3/8" Header Window Capping – Wrap 10'	Aluminum	.017	0.61	50	8-2
33200	1-3/8" Header Window Capping – Wrap 10'	Aluminum	.012	0.37	50	8-2
33200	1-3/8" Header Window Capping – Wrap 10'	Steel	29	1.54	50	8-2
33201	1-3/8" Header Window Capping 2" Back Leg – Wrap 10'	Aluminum	.017	0.74	50	8-2
33220	1-1/2" Header Window Capping – Wrap 10'	Aluminum	.017	0.69	50	8-2
33220	1-1/2" Header Window Capping – Wrap 10'	Steel	29	1.73	50	8-2
33221	1-1/2" Header Window Capping – Wrap 10'	Steel	32	1.26	50	8-2
33230	1-3/4" Header Window Capping – Wrap 10'	Steel	29	2.08	50	8-2
33240	2" Header Window Capping – Wrap 10'	Aluminum	.017	0.82	50	N/A
33245	2-1/2" Header Window Capping – Wrap 10'	Steel	32	1.59	50	N/A

*Weights are calculated as theoretical. Actual weights may vary slightly.

BASE FLASHING PRODUCT DIRECTORY

PART NUMBER	PRODUCT DESCRIPTION	MATERIAL	GAUGE/DECIMAL	WEIGHT*	QTY. PER	DIAGRAM
33694	5/16" Base Flashing – Tape 8'	Steel	26	1.43	25	N/A
33737	5/16" Base Flashing – Tape 8'	Steel	29	1.02	25	N/A
33695	5/16" Base Flashing – Wrap 8'	Steel	32	0.75	25	N/A
33692	5/16" Base Flashing – Wrap 10'	Steel	32	0.93	25	N/A
33693	5/16" Base Flashing – Ctns 10'	Aluminum	.017	0.51	50	N/A
33691	5/16" Base Flashing – Wrap 10'	Aluminum	.017	0.51	50	N/A
33736	3/8" Base Flashing – Tape 8'	Steel	26	1.36	25	9-1
33735	3/8" Base Flashing – Tape 8'	Steel	29	1.02	25	9-1
33733	3/8" Base Flashing – Wrap 8'	Steel	32	0.75	25	9-1
33739	3/8" Base Flashing – Ctns 10'	Steel	32	0.93	25	9-1
33730	3/8" Base Flashing – Wrap 10'	Steel	29	1.28	25	9-1
33731	3/8" Base Flashing – Wrap 10'	Steel	29	1.27	25	9-1
33734	3/8" Base Flashing – Wrap 10'	Steel	32	0.93	25	9-1
33738	3/8" Base Flashing – Ctns 10'	Aluminum	.017	0.51	50	9-1
33730	3/8" Base Flashing – Wrap 10'	Aluminum	.017	0.51	50	9-1
33206	3/8" Z Flashing – 2" Back – Wrap 10'	Steel	32	0.99	25	9-1
33706	7/16" Base Flashing – Tape 8'	Steel	26	1.36	25	9-1
33705	7/16" Base Flashing – Tape 8'	Steel	29	1.02	25	9-1
33703	7/16" Base Flashing – Wrap 8'	Steel	32	0.75	25	9-1
33707	7/16" Base Flashing – Ctns 10'	Steel	32	0.93	25	9-1
33700	7/16" Base Flashing – Wrap 10'	Steel	29	1.28	25	9-1
33701	7/16" Base Flashing – Wrap 10'	Steel	29	1.27	25	9-1
33704	7/16" Base Flashing – Wrap 10'	Steel	32	0.93	25	9-1
33700	7/16" Base Flashing – Wrap 10'	Aluminum	.017	0.51	50	9-1
33700	7/16" Base Flashing – Wrap 10'	Aluminum	.021	0.31	50	9-1
33745	1/2" Base Flashing – Tape 8'	Steel	29	1.02	25	9-1
33747	1/2" Base Flashing – Wrap 8'	Steel	32	0.75	25	9-1
33743	1/2" Base Flashing – Ctns 10'	Steel	32	0.93	25	9-1
33742	1/2" Base Flashing – Tape 10'	Steel	29	1.27	25	9-1
33740	1/2" Base Flashing – Wrap 10'	Steel	29	1.28	25	9-1
33741	1/2" Base Flashing – Wrap 10'	Steel	29	1.27	25	9-1
33744	1/2" Base Flashing – Wrap 10'	Steel	32	0.93	25	9-1

*Weights are calculated as theoretical. Actual weights may vary slightly.

continued

BASE FLASHING PRODUCT DIRECTORY

continued

PART NUMBER	PRODUCT DESCRIPTION	MATERIAL	GAUGE/DECIMAL	WEIGHT*	QTY. PER	DIAGRAM
33740	1/2" Base Flashing – Wrap 10'	Aluminum	.012	0.31	50	9-1
33715	5/8" Base Flashing – Tape 8'	Steel	26	1.36	25	9-1
33718	5/8" Base Flashing – Tape 8'	Steel	29	1.02	25	9-1
33710	5/8" Base Flashing – Wrap 10'	Steel	29	1.28	25	9-1
33711	5/8" Base Flashing – Wrap 10'	Steel	29	1.27	25	9-1
33717	5/8" Base Flashing – Wrap 10'	Steel	32	0.93	25	9-1
33712	5/8" Base Flashing – Wrap 10'	Steel	32	0.92	25	9-1
33712	5/8" Base Flashing – Wrap 10'	Steel	29	1.27	25	9-1
33714	5/8" Base Flashing – Ctns 10'	Aluminum	.017	0.51	50	9-1
33711	5/8" Base Flashing – Wrap 10'	Aluminum	.012	0.31	50	9-1
33710	5/8" Base Flashing – Wrap 10'	Aluminum	.017	0.64	50	9-1
33711	5/8" Base Flashing – Wrap 10'	Aluminum	.017	0.51	50	9-1
33710	5/8" Base Flashing – Wrap 10'	Aluminum	.021	0.51	50	9-1
33826	3/4" Base Flashing (105 Degree) – Ctns 10'	Aluminum	.017	0.51	50	9-1
33727	3/4" Base Flashing – Tape 8'	Steel	26	1.36	25	9-1
33725	3/4" Base Flashing – Tape 8'	Steel	29	1.02	25	9-1
33723	3/4" Base Flashing – Wrap 8'	Steel	32	0.74	25	9-1
33708	3/4" Base Flashing – Ctns 10'	Steel	32	0.93	25	9-1
33720	3/4" Base Flashing – Wrap 10'	Steel	29	1.28	25	9-1
33721	3/4" Base Flashing – Wrap 10'	Steel	29	1.27	25	9-1
33724	3/4" Base Flashing – Wrap 10'	Steel	32	0.93	25	9-1
33728	3/4" Base Flashing – Ctns 10'	Aluminum	.017	0.51	50	9-1
33720	3/4" Base Flashing – Wrap 10'	Aluminum	.012	0.31	50	9-1
33720	3/4" Base Flashing – Wrap 10'	Aluminum	.017	0.51	50	9-1
33721	3/4" Base Flashing – Wrap 10'	Aluminum	.017	0.51	50	9-1
33762	7/8" Base Flashing – Tape 8'	Steel	26	1.63	25	N/A
33854	7/8" Base Flashing – Tape 8'	Steel	29	1.22	25	N/A
33855	7/8" Base Flashing – Wrap 8'	Steel	32	0.90	25	N/A
33758	7/8" Base Flashing – Wrap 10'	Steel	32	1.12	25	N/A
33822	7/8" Base Flashing – Ctns 10'	Aluminum	.017	0.61	50	N/A
33751	7/8" Base Flashing – Wrap 10'	Aluminum	.017	0.61	50	N/A
33815	1" Base Flashing – Tape 8'	Steel	26	1.63	25	9-1

*Weights are calculated as theoretical. Actual weights may vary slightly.

continued

BASE FLASHING PRODUCT DIRECTORY

continued

PART NUMBER	PRODUCT DESCRIPTION	MATERIAL	GAUGE/DECIMAL	WEIGHT*	QTY. PER	DIAGRAM
33763	1" Base Flashing – Tape 8'	Steel	29	1.22	25	9-1
33767	1" Base Flashing – Wrap 8'	Steel	32	0.90	25	9-1
33830	1" Base Flashing – Ctns 10'	Steel	32	1.12	25	9-1
33760	1" Base Flashing – Wrap 10'	Steel	29	1.54	25	9-1
33764	1" Base Flashing – Wrap 10'	Steel	32	1.13	25	9-1
33778	1" Base Flashing – Ctns 10'	Aluminum	.017	0.61	50	9-1
33760	1" Base Flashing – Wrap 10'	Aluminum	.012	0.37	50	9-1
33760	1" Base Flashing – Wrap 10'	Aluminum	.017	0.61	50	9-1
33208	1" Z Flashing – 2" Back – Ctns 10'	Steel	32	1.22	25	9-1
33209	1" Z Flashing – 2" Back – Ctns 10'	Aluminum	.012	0.43	50	9-1
33835	1-1/8" Base Flashing – Ctns 10'	Steel	32	1.12	25	9-1
33765	1-1/8" Base Flashing – Wrap 10'	Steel	29	1.54	25	9-1
33755	1-1/8" Base Flashing – Wrap 10'	Steel	32	1.12	25	9-1
33768	1-1/8" Base Flashing – Ctns 10'	Aluminum	.017	0.61	50	9-1
33765	1-1/8" Base Flashing – Wrap 10'	Aluminum	.017	0.61	50	9-1
33825	1-1/4" Base Flashing (105 Degree) – Ctns 10'	Aluminum	.017	0.61	50	N/A
33816	1-1/4" Base Flashing – Tape 8'	Steel	26	1.63	25	N/A
33774	1-1/4" Base Flashing – Tape 8'	Steel	29	1.22	25	N/A
33773	1-1/4" Base Flashing – Wrap 8'	Steel	32	0.90	25	N/A
33831	1-1/4" Base Flashing – Ctns 10'	Steel	32	1.12	25	N/A
33770	1-1/4" Base Flashing – Wrap 10'	Steel	29	1.54	25	N/A
33772	1-1/4" Base Flashing – Wrap 10'	Steel	29	1.53	25	N/A
33769	1-1/4" Base Flashing – Wrap 10'	Steel	32	1.12	25	N/A
33818	1-1/4" Base Flashing – Ctns 10'	Aluminum	.017	0.61	50	N/A
33770	1-1/4" Base Flashing – Wrap 10'	Aluminum	.017	0.61	50	N/A
33771	1-1/4" Base Flashing – Wrap 10'	Aluminum	.017	0.61	50	N/A
33839	1-3/8" Base Flashing – Ctns 10'	Steel	32	1.26	25	N/A
33777	1-3/8" Base Flashing – Tape 10'	Steel	29	1.72	25	N/A
33824	1-1/2" Base Flashing (105 Degree) – Ctns 10'	Aluminum	.017	0.69	50	N/A
33817	1-1/2" Base Flashing – Tape 8'	Steel	26	1.84	25	N/A
33784	1-1/2" Base Flashing – Tape 8'	Steel	29	1.38	25	N/A

*Weights are calculated as theoretical. Actual weights may vary slightly.

continued

BASE FLASHING PRODUCT DIRECTORY

continued

PART NUMBER	PRODUCT DESCRIPTION	MATERIAL	GAUGE/DECIMAL	WEIGHT*	QTY. PER	DIAGRAM
33821	1-1/2" Base Flashing – Wrap 8'	Steel	32	1.01	25	N/A
33832	1-1/2" Base Flashing – Ctns 10'	Steel	32	1.26	25	N/A
33782	1-1/2" Base Flashing – Tape 10'	Steel	29	1.72	25	N/A
33780	1-1/2" Base Flashing – Wrap 10'	Steel	29	1.73	25	N/A
33779	1-1/2" Base Flashing – Wrap 10'	Steel	32	1.26	25	N/A
33783	1-1/2" Base Flashing – Ctns 10'	Aluminum	.017	0.69	50	N/A
33780	1-1/2" Base Flashing – Wrap 10'	Aluminum	.017	0.69	50	N/A
33781	1-1/2" Base Flashing – Wrap 10'	Aluminum	.017	0.69	50	N/A
33759	1-5/8" Base Flashing – Wrap 10'	Steel	32	1.31	25	N/A
33836	1-3/4" Base Flashing – Ctns 10'	Steel	32	1.26	25	9-1
33841	1-3/4" Base Flashing (105 Degree) – Ctns 10'	Aluminum	.017	0.69	50	9-1
33788	1-3/4" Base Flashing – Tape 8'	Steel	29	1.53	25	9-1
33793	1-3/4" Base Flashing – Tape 8'	Steel	26	2.04	25	9-1
33790	1-3/4" Base Flashing – Wrap 10'	Steel	29	1.73	25	9-1
33823	1-3/4" Base Flashing – Ctns 10'	Aluminum	.017	0.69	50	9-1
33791	1-3/4" Base Flashing – Wrap 10'	Aluminum	.017	0.69	50	9-1
33833	2" Base Flashing – Ctns 10'	Steel	32	1.59	25	N/A
33799	2" Base Flashing – Tape 8'	Steel	26	2.18	25	N/A
33789	2" Base Flashing – Tape 8'	Steel	29	1.63	25	N/A
33794	2" Base Flashing – Wrap 8'	Steel	32	1.20	25	N/A
33797	2" Base Flashing – Wrap 10'	Steel	29	2.04	25	N/A
33857	2" Base Flashing – Wrap 10'	Steel	32	1.59	25	N/A
33797	2" Base Flashing – Wrap 10'	Steel	32	1.46	25	N/A
33819	2" Base Flashing – Ctns 10'	Aluminum	.017	0.82	50	N/A
33806	2-1/4" Base Flashing – Tape 8'	Steel	29	1.63	25	N/A
33828	2-1/4" Base Flashing – Ctns 10'	Aluminum	.017	0.82	50	N/A
33834	2-1/2" Base Flashing – Ctns 10'	Steel	32	1.59	25	N/A
33840	2-1/2" Base Flashing – Wrap 10'	Steel	32	1.59	25	N/A
33809	2-1/2" Base Flashing – Tape 8'	Steel	26	2.31	25	N/A
33812	2-1/2" Base Flashing – Tape 8'	Steel	32	1.20	25	N/A
33858	3" Base Flashing – Tape 8'	Steel	26	2.58	25	N/A

*Weights are calculated as theoretical. Actual weights may vary slightly.

ANGLE FLASHING PRODUCT DIRECTORY

PART NUMBER	PRODUCT DESCRIPTION	MATERIAL	GAUGE/ DECIMAL	WEIGHT*	QTY. PER	DIAGRAM
33310	1" x 3" Angle Flashing With Hems – Wrap 10'	Steel	29	2.31	10	12-2
33330	1-1/2" x 2-1/2" Angle Flashing With Hems – Wrap 10'	Steel	29	2.06	10	12-2
89690	1-1/2" x 4-1/2" Angle Flashing (100 Degree) – Wrap 10'	Steel	32	2.20	10	12-1
42255	1-1/2" x 1-1/2" Angle Flashing – Wrap 12'	Steel	29	2.08	10	12-1
42250	1-1/2" x 1-1/2" Angle Flashing With Hems – Wrap 10'	Steel	29	1.73	10	12-2
42251	1-1/2" x 1-1/2" Angle Flashing With Hems – Wrap 10'	Steel	32	1.24	10	12-2
33371	2" x 2" Angle Flashing – Wrap 10'	Steel	32	1.50	10	12-1
33373	2" x 2" Angle Flashing – Wrap 10'	Steel	29	2.04	25	12-1
42220	2" x 2" Angle Flashing – Wrap 10'	Steel	29	2.04	10	12-1
33367	2" x 2" Angle Flashing (100 Degree) – Wrap 10'	Aluminum	.017	0.82	100	12-1
42270	2" x 2" Angle Flashing With Hems – Wrap 10'	Steel	29	2.31	10	12-2
42225	2" x 2" Inside Angle Flashing With Hems – Wrap 10'	Steel	29	2.31	25	14-1
33377	2" x 3" Angle Flashing With Hems – Wrap 10'	Steel	32	1.94	10	12-2
33400	2-1/2" x 2-1/2" Angle Flashing – Wrap 10'	Steel	29	2.57	10	12-1
88772	2-1/2" x 2-1/2" Angle Flashing With Hems – Wrap 12' 1"	Steel	29	3.34	10	12-2
33404	3" x 3" Angle Flashing – Wrap 10'	Steel	26	4.08	25	12-1
33411	3" x 3" Angle Flashing – Wrap 10'	Steel	32	2.24	10	12-1
42240	3" x 3" Angle Flashing – Wrap 10'	Aluminum	.012	0.79	10	12-1
42240	3" x 3" Angle Flashing – Wrap 10'	Steel	29	3.06	10	12-1
42243	3" x 3" Angle Flashing – Wrap 10'	Steel	29	3.06	25	12-1
89750	3" x 3" Angle Flashing (110 Degree) With One 1/2" Flat Hem – Wrap 10'	Steel	29	3.31	10	12-1
44291	3" x 3" Angle Flashing (120 Degree) With Hems – Wrap 10'	Steel	32	2.43	10	12-2
42290	3" x 3" Angle Flashing With Hems – Wrap 10'	Steel	29	1.01	10	12-2
42295	3" x 3" Angle Flashing With Hems – Wrap 12'	Steel	29	4.01	10	12-2
42302	3" x 3" Inside Angle Flashing – Wrap 12'	Steel	29	3.70	10	13-2
33420	3" x 4" Angle Flashing – Wrap 10'	Steel	32	2.62	10	12-1
33426	3" x 4" Angle Flashing – Wrap 12'	Steel	32	3.14	12	12-1
33425	3" x 5" Angle Flashing – Wrap 10'	Steel	32	2.99	10	12-1
33424	3" x 5" Angle Flashing With Hems – Wrap 10'	Steel	29	4.27	10	12-2
33444	3" x 5" Angle Flashing With Hems – Wrap 10'	Steel	32	3.18	10	12-2
87341	4" x 3-1/2" Angle Flashing – Wrap 10'	Steel	32	2.93	10	12-1
87340	4" x 3-1/2" Angle Flashing With Lip – Wrap 10'	Steel	26	5.44	10	13-1
33479	4" x 4" Angle Flashing (120 Degree) – Wrap 10'	Steel	29	3.97	10	12-1

*Weights are calculated as theoretical. Actual weights may vary slightly.

continued

ANGLE FLASHING PRODUCT DIRECTORY

continued

PART NUMBER	PRODUCT DESCRIPTION	MATERIAL	GAUGE/ DECIMAL	WEIGHT*	QTY. PER	DIAGRAM
33439	4" x 4" Angle Flashing – Ctn 10'	Steel	26	5.44	10	12-1
33430	4" x 4" Angle Flashing – Wrap 10'	Steel	29	4.08	10	12-1
33433	4" x 4" Angle Flashing – Wrap 10'	Steel	32	2.99	10	12-1
33440	4" x 4" Angle Flashing – Wrap 10'	Steel	26	5.44	10	12-1
33441	4" x 4" Angle Flashing – Wrap 10'	Steel	29	4.08	10	12-1
33437	4" x 4" Angle Flashing (120 Degree) – Wrap 10'	Steel	32	2.99	10	12-1
33460	4" x 4" Angle Flashing With Hems – Wrap 10'	Steel	29	4.27	10	12-2
85724	4" x 4" Angle Flashing With Lip – Bulk Pk 10'	Steel	32	3.18	500	13-1
85720	4" x 4" Angle Flashing With Lip – Wrap 10'	Aluminum	.017	1.05	10	13-1
85720	4" x 4" Angle Flashing With Lip – Wrap 10'	Steel	32	3.18	10	13-1
88011	4" x 4" Angle Flashing With Reverse Lip – Wrap 10'	Steel	32	3.18	10	13-1
33475	4" x 4" Inside Angle Flashing – Wrap 10'	Steel	29	4.11	10	13-2
33477	4" x 4" Inside Angle Flashing – Wrap 10'	Steel	32	3.02	10	13-2
33471	4" x 4" Inside Angle Flashing (112 Degree) – Wrap 10'	Steel	29	3.97	10	13-2
33478	4" x 4" Inside Angle Flashing (120 Degree) – Wrap 10'	Steel	29	3.97	10	13-2
33476	4" x 4" Inside Angle Flashing With Hems – Wrap 10'	Steel	29	4.37	10	14-1
88015	4" x 4" Inside Angle Flashing With Reverse Lip – Wrap 10'	Steel	32	3.11	10	13-3
85718	4" x 4" Inside Angle Flashing With Lip – Wrap 10'	Steel	29	4.37	10	13-4
33493	4" x 5" Angle Flashing – Ctn 10'	Steel	26	6.12	10	12-1
33490	4" x 5" Angle Flashing – Wrap 10'	Steel	32	3.37	10	12-1
33494	4" x 5" Angle Flashing – Wrap 10'	Steel	29	4.59	10	12-1
33491	4" x 5" Angle Flashing (120 Degree) – Wrap 10'	Steel	29	4.59	10	12-1
33492	4" x 5" Angle Flashing (120 Degree) – Wrap 10'	Steel	32	3.37	10	12-1
86000	4" x 5" Angle Flashing With Lip – Wrap 10'	Steel	32	3.55	10	13-1
33540	4" x 6" Angle Flashing – Wrap 10'	Steel	29	5.10	10	12-1
33541	4" x 6" Inside Angle Flashing – Wrap 10'	Steel	29	5.14	10	13-2
33545	4" x 6" Inside Angle Flashing – Wrap 10'	Steel	32	3.74	10	13-2
33546	4" x 6" Inside Angle Flashing (120 Degree) – Wrap 10'	Steel	32	3.74	10	13-2
33552	4" x 6" Inside Angle Flashing (120 Degree) – Wrap 10'	Steel	26	6.80	10	13-2
33550	4" x 6" Inside Angle Flashing With Hems – Wrap 10'	Steel	29	5.35	10	14-1
33553	4" x 6" Inside Angle Flashing With Hems – Wrap 10'	Steel	32	3.93	10	14-1
33500	5" x 5" Angle Flashing – Wrap 10'	Steel	29	5.10	10	12-1
33501	5" x 5" Angle Flashing – Wrap 10'	Steel	32	3.74	10	12-1

*Weights are calculated as theoretical. Actual weights may vary slightly.

continued

ANGLE FLASHING PRODUCT DIRECTORY

continued

PART NUMBER	PRODUCT DESCRIPTION	MATERIAL	GAUGE/DECIMAL	WEIGHT*	QTY. PER	DIAGRAM
33511	5" x 5" Angle Flashing – Wrap 10'	Steel	26	6.80	10	12-1
33504	5" x 5" Angle Flashing (120 Degree) – Wrap 10'	Steel	32	3.74	10	12-1
33509	5" x 5" Angle Flashing With Hems – Wrap 10'	Steel	32	3.88	10	12-2
33603	6" x 6" Angle Flashing – Ctn 10'	Steel	32	4.44	10	12-1
33600	6" x 6" Angle Flashing – Wrap 10'	Steel	29	6.06	10	12-1
33601	6" x 6" Angle Flashing – Wrap 10'	Steel	32	4.44	10	12-1
33612	6" x 6" Angle Flashing – Wrap 10'	Steel	26	8.07	10	12-1
33610	6" x 6" Angle Flashing With Hems – Wrap 10'	Steel	29	6.31	10	12-2
85970	6" x 6" Angle Flashing With Lip – Ctn 10'	Steel	32	4.67	10	13-1
85973	6" x 6" Angle Flashing With Lip – Ctn 10'	Steel	29	6.37	10	13-1
85971	6" x 6" Angle Flashing With Lip – Wrap 10'	Steel	29	6.37	20	13-1
33608	6" x 6" Inside Angle Flashing With Hems – Wrap 10'	Steel	29	6.36	10	14-1

ROLL VALLEY PRODUCT DIRECTORY

PART NUMBER	PRODUCT DESCRIPTION	MATERIAL	GAUGE/DECIMAL	WEIGHT*	NOTE
29403	4" .010 Roll Valley – 10' Rolls	Steel	34	1.36	
29405	4" .010 Roll Valley – 25' Rolls	Steel	34	3.40	
29400	4" .010 Roll Valley – 50' Rolls	Steel	34	6.80	
29143	4" Economy Aluminum Roll Valley – 10' Rolls	Aluminum	.009	0.42	
29145	4" Economy Aluminum Roll Valley – 25' Rolls	Aluminum	.009	1.04	
29140	4" Economy Aluminum Roll Valley – 50' Rolls	Aluminum	.009	2.08	
30140	4" Ptd Aluminum Trim Coil – 50' Rolls	Aluminum	.017	2.48	
30003	4" Roll Valley – 10' Rolls	Steel	32	1.50	
30005	4" Roll Valley – 25' Rolls	Steel	32	3.74	
30000	4" Roll Valley – 50' Rolls	Steel	29	10.28	
30000	4" Roll Valley – 50' Rolls	Steel	32	7.48	
30143	4" Std Aluminum Roll Valley – 10' Rolls	Aluminum	.012	0.50	
30145	4" Std Aluminum Roll Valley – 25' Rolls	Aluminum	.012	1.24	
30140	4" Std Aluminum Roll Valley – 50' Rolls	Aluminum	.012	2.48	

*Weights are calculated as theoretical. Actual weights may vary slightly.

continued

ROLL VALLEY PRODUCT DIRECTORY

continued

PART NUMBER	PRODUCT DESCRIPTION	MATERIAL	GAUGE/DECIMAL	WEIGHT*	NOTE
29413	6" .010 Roll Valley – 10' Rolls	Steel	34	2.04	
29415	6" .010 Roll Valley – 25' Rolls	Steel	34	5.10	
29410	6" .010 Roll Valley – 50' Rolls	Steel	34	10.20	
29153	6" Economy Aluminum Roll Valley – 10' Rolls	Aluminum	.009	0.62	
29155	6" Economy Aluminum Roll Valley – 25' Rolls	Aluminum	.009	1.56	
29150	6" Economy Aluminum Roll Valley – 50' Rolls	Aluminum	.009	3.12	
30150	6" Ptd Aluminum Trim Coil – 50' Rolls	Aluminum	.017	3.72	
30013	6" Roll Valley – 10' Rolls	Steel	32	2.24	
30015	6" Roll Valley – 25' Rolls	Steel	32	5.61	
30010	6" Roll Valley – 50' Rolls	Steel	29	15.41	
30010	6" Roll Valley – 50' Rolls	Steel	32	11.22	
30017	6" Roll Valley (.012) – 25' Rolls	Steel	32	5.67	Painted Only
30153	6" Std Aluminum Roll Valley – 10' Rolls	Aluminum	.012	0.74	
30155	6" Std Aluminum Roll Valley – 25' Rolls	Aluminum	.012	1.86	
30150	6" Std Aluminum Roll Valley – 50' Rolls	Aluminum	.012	3.72	
29423	8" .010 Roll Valley – 10' Rolls	Steel	34	2.68	
29425	8" .010 Roll Valley – 25' Rolls	Steel	34	6.69	
29420	8" .010 Roll Valley – 50' Rolls	Steel	34	13.39	
29163	8" Economy Aluminum Roll Valley – 10' Rolls	Aluminum	.009	0.82	
29165	8" Economy Aluminum Roll Valley – 25' Rolls	Aluminum	.009	2.05	
29160	8" Economy Aluminum Roll Valley – 50' Rolls	Aluminum	.009	4.09	
30023	8" Roll Valley – 10' Rolls	Steel	32	2.94	
30025	8" Roll Valley – 25' Rolls	Steel	32	7.36	
30020	8" Roll Valley – 50' Rolls	Steel	29	20.23	
30020	8" Roll Valley – 50' Rolls	Steel	32	14.72	
30027	8" Roll Valley (.012) – 25' Rolls	Steel	32	7.44	Painted Only
30163	8" Std Aluminum Roll Valley 10' Rolls	Aluminum	.012	0.98	
30165	8" Std Aluminum Roll Valley 25' Rolls	Aluminum	.012	2.44	
30160	8" Std Aluminum Roll Valley 50' Rolls	Aluminum	.012	4.88	
29433	10" .010 Roll Valley – 10' Rolls	Steel	34	3.40	
29435	10" .010 Roll Valley – 25' Rolls	Steel	34	8.50	
29430	10" .010 Roll Valley – 50' Rolls	Steel	34	17.00	

*Weights are calculated as theoretical. Actual weights may vary slightly.

continued

ROLL VALLEY PRODUCT DIRECTORY

continued

PART NUMBER	PRODUCT DESCRIPTION	MATERIAL	GAUGE/DECIMAL	WEIGHT*	NOTE
29173	10" Economy Aluminum Roll Valley – 10' Rolls	Aluminum	.009	1.04	
29175	10" Economy Aluminum Roll Valley – 25' Rolls	Aluminum	.009	2.60	
29170	10" Economy Aluminum Roll Valley – 50' Rolls	Aluminum	.009	5.19	
30173	10" Ptd Aluminum Trim Coil – 10' Rolls	Aluminum	.017	1.24	
30170	10" Ptd Aluminum Trim Coil – 50' Rolls	Aluminum	.017	6.20	
30033	10" Roll Valley – 10' Rolls	Steel	32	3.74	
30035	10" Roll Valley – 25' Rolls	Steel	32	9.35	
30030	10" Roll Valley – 50' Rolls	Steel	32	18.70	
30030	10" Roll Valley – 50' Rolls	Steel	29	25.69	
30037	10" Roll Valley (.012) – 25' Rolls	Steel	32	9.45	Painted Only
30034	10" Roll Valley (.012) – 50' Rolls	Steel	32	18.30	Painted Only
30173	10" Std Aluminum Roll Valley – 10' Rolls	Aluminum	.012	1.24	
30175	10" Std Aluminum Roll Valley – 25' Rolls	Aluminum	.012	3.10	
30170	10" Std Aluminum Roll Valley – 50' Rolls	Aluminum	.012	6.20	
29443	12" .010 Roll Valley – 10' Rolls	Steel	34	4.04	
29445	12" .010 Roll Valley – 25' Rolls	Steel	34	10.09	
29440	12" .010 Roll Valley – 50' Rolls	Steel	34	20.19	
29183	12" Economy Aluminum Roll Valley – 10' Rolls	Aluminum	.009	1.23	
29185	12" Economy Aluminum Roll Valley – 25' Rolls	Aluminum	.009	3.08	
29180	12" Economy Aluminum Roll Valley – 50' Rolls	Aluminum	.009	6.17	
30180	12" Ptd Aluminum Trim Coil – 50' Rolls	Aluminum	.017	7.36	
30043	12" Roll Valley – 10' Rolls	Steel	32	4.44	
30045	12" Roll Valley – 25' Rolls	Steel	32	11.10	
30040	12" Roll Valley – 50' Rolls	Steel	29	30.51	
30040	12" Roll Valley – 50' Rolls	Steel	32	22.20	
30041	12" Roll Valley – 50' Rolls => 26 Ga. <=	Steel	26	40.37	
30047	12" Roll Valley (.012) – 25' Rolls	Steel	32	11.22	Painted Only
30183	12" Std Aluminum Roll Valley – 10' Rolls	Aluminum	.012	1.47	
30185	12" Std Aluminum Roll Valley – 25' Rolls	Aluminum	.012	3.68	
30180	12" Std Aluminum Roll Valley – 50' Rolls	Aluminum	.012	7.36	
29453	14" .010 Roll Valley – 10' Rolls	Steel	34	4.67	
29455	14" .010 Roll Valley – 25' Rolls	Steel	34	11.69	

*Weights are calculated as theoretical. Actual weights may vary slightly.

continued

ROLL VALLEY PRODUCT DIRECTORY

continued

PART NUMBER	PRODUCT DESCRIPTION	MATERIAL	GAUGE/DECIMAL	WEIGHT*	NOTE
29450	14" .010 Roll Valley – 50' Rolls	Steel	34	23.37	
29193	14" Economy Aluminum Roll Valley – 10' Rolls	Aluminum	.009	1.43	
29195	14" Economy Aluminum Roll Valley – 25' Rolls	Aluminum	.009	3.57	
29190	14" Economy Aluminum Roll Valley – 50' Rolls	Aluminum	.009	7.14	
30193	14" Ptd Aluminum Trim Coil – 10' Rolls	Aluminum	.017	1.7	
30195	14" Ptd Aluminum Trim Coil – 25' Rolls	Aluminum	.017	4.26	
30190	14" Ptd Aluminum Trim Coil – 50' Rolls	Aluminum	.017	8.52	
30053	14" Roll Valley – 10' Rolls	Steel	32	5.14	
30055	14" Roll Valley – 25' Rolls	Steel	32	12.85	
30050	14" Roll Valley – 50' Rolls	Steel	29	35.32	
30050	14" Roll Valley – 50' Rolls	Steel	32	25.71	
30057	14" Roll Valley (.012) – 25' Rolls	Steel	32	12.99	Painted Only
30193	14" Std Aluminum Roll Valley – 10' Rolls	Aluminum	.012	1.7	
30195	14" Std Aluminum Roll Valley – 25' Rolls	Aluminum	.012	4.26	
30190	14" Std Aluminum Roll Valley – 50' Rolls	Aluminum	.012	8.52	
29463	16" .010 Roll Valley – 10' Rolls	Steel	34	5.35	
29465	16" .010 Roll Valley – 25' Rolls	Steel	34	13.39	
29460	16" .010 Roll Valley – 50' Rolls	Steel	34	26.77	
29203	16" Economy Aluminum Roll Valley – 10' Rolls	Aluminum	.009	1.64	
29205	16" Economy Aluminum Roll Valley – 25' Rolls	Aluminum	.009	4.09	
29200	16" Economy Aluminum Roll Valley – 50' Rolls	Aluminum	.009	8.18	
30200	16" Ptd Aluminum Trim Coil – 50' Rolls	Aluminum	.017	9.76	
30063	16" Roll Valley – 10' Rolls	Steel	32	5.89	
30065	16" Roll Valley – 25' Rolls	Steel	32	14.72	
30060	16" Roll Valley – 50' Rolls	Steel	29	40.46	
30060	16" Roll Valley – 50' Rolls	Steel	32	29.45	
30203	16" Std Aluminum Roll Valley – 10' Rolls	Aluminum	.012	1.95	
30205	16" Std Aluminum Roll Valley – 25' Rolls	Aluminum	.012	4.88	
30200	16" Std Aluminum Roll Valley – 50' Rolls	Aluminum	.012	9.76	
29473	18" .010 Roll Valley – 10' Rolls	Steel	34	6.03	
29475	18" .010 Roll Valley – 25' Rolls	Steel	34	15.09	
29470	18" .010 Roll Valley – 50' Rolls	Steel	34	30.17	

*Weights are calculated as theoretical. Actual weights may vary slightly.

continued

ROLL VALLEY PRODUCT DIRECTORY

continued

PART NUMBER	PRODUCT DESCRIPTION	MATERIAL	GAUGE/DECIMAL	WEIGHT*	NOTE
29210	18" Economy Aluminum Roll Valley – 50' Rolls	Aluminum	.009	9.22	
30210	18" Ptd Aluminum Trim Coil – 50' Rolls	Aluminum	.017	11	
30073	18" Roll Valley – 10' Rolls	Steel	32	6.64	
30075	18" Roll Valley – 25' Rolls	Steel	32	16.59	
30070	18" Roll Valley – 50' Rolls	Steel	32	45.60	
30217	19" Ptd Aluminum Trim Coil – 50' Rolls	Aluminum	.017	19.44	Soffit Coil
29483	20" .010 Roll Valley – 10' Rolls	Steel	34	6.71	
29485	20" .010 Roll Valley – 25' Rolls	Steel	34	16.79	
29480	20" .010 Roll Valley – 50' Rolls	Steel	34	33.57	
29223	20" Economy Aluminum Roll Valley – 10' Rolls	Aluminum	.009	2.05	
29225	20" Economy Aluminum Roll Valley – 25' Rolls	Aluminum	.009	5.13	
29220	20" Economy Aluminum Roll Valley – 50' Rolls	Aluminum	.009	10.26	
30220	20" Ptd Aluminum Trim Coil – 50' Rolls	Aluminum	.017	12.24	
30083	20" Roll Valley – 10' Rolls	Steel	32	7.38	
30085	20" Roll Valley – 25' Rolls	Steel	32	18.46	
30080	20" Roll Valley – 50' Rolls	Steel	29	50.74	
30080	20" Roll Valley – 50' Rolls	Steel	32	36.92	
30081	20" Roll Valley – 50' Rolls (8" I.D.) => 26 Ga. <=	Steel	26	67.14	Small Diameter
30087	20" Roll Valley (.012) – 25' Rolls	Steel	32	18.65	Painted Only
30084	20" Roll Valley (.012) – 50' Rolls	Steel	32	36.15	Painted Only
30223	20" Std Aluminum Roll Valley – 10' Rolls	Aluminum	.012	2.45	
30225	20" Std Aluminum Roll Valley – 25' Rolls	Aluminum	.012	6.12	
30220	20" Std Aluminum Roll Valley – 50' Rolls	Aluminum	.012	12.24	
29493	24" .010 Roll Valley – 10' Rolls	Steel	34	8.07	
29495	24" .010 Roll Valley – 25' Rolls	Steel	34	20.19	
29490	24" .010 Roll Valley – 50' Rolls	Steel	34	40.37	
29233	24" Economy Aluminum Roll Valley – 10' Rolls	Aluminum	.009	2.47	
29235	24" Economy Aluminum Roll Valley – 25' Rolls	Aluminum	.009	6.17	
29230	24" Economy Aluminum Roll Valley – 50' Rolls	Aluminum	.009	12.34	
30230	24" Ptd Aluminum Trim Coil – 50' Rolls (8" ID)	Aluminum	.017	24.55	
30232	24" Ptd Aluminum Trim Coil – 50' Rolls – (10" ID)	Aluminum	.017	24.55	Large Diameter
30232	24" Ptd Aluminum Trim Coil – 50' Rolls – (10" ID)	Aluminum	.021	30.62	Large Diameter

*Weights are calculated as theoretical. Actual weights may vary slightly.

continued

ROLL VALLEY PRODUCT DIRECTORY

continued

PART NUMBER	PRODUCT DESCRIPTION	MATERIAL	GAUGE/DECIMAL	WEIGHT*	NOTE
30093	24" Roll Valley – 10' Rolls	Steel	32	8.88	
30095	24" Roll Valley – 25' Rolls	Steel	32	22.20	
30096	24" Roll Valley – 25' Rolls => 26 Ga. <=	Steel	26	40.37	
30090	24" Roll Valley – 50' Rolls	Steel	29	61.01	
30090	24" Roll Valley – 50' Rolls	Steel	32	44.40	
30091	24" Roll Valley – 50' Rolls => 26 Ga. <=	Steel	26	80.74	
30233	24" Std Aluminum Roll Valley – 10' Rolls	Aluminum	.012	2.94	
30230	24" Std Aluminum Roll Valley – 50' Rolls	Aluminum	.012	14.72	
30231	24" Woodgrain Ptd Aluminum Trim Coil – 50' Rolls	Aluminum	.021	24.55	
30231	24" Woodgrain Ptd Aluminum Trim Coil – 50' Rolls	Aluminum	.017	30.62	
30110	28" Roll Valley – 50' Rolls	Steel	32	51.88	
29510	30" .010 Roll Valley – 50' Rolls	Steel	34	50.57	
30120	30" Roll Valley – 50' Rolls	Steel	32	76.43	
29520	36" .010 Roll Valley – 50' Rolls	Steel	34	61.19	
29260	36" Economy Aluminum Roll Valley – 50' Rolls	Aluminum	.009	18.57	
30133	36" Roll Valley – 10' Rolls	Steel	32	13.46	
30135	36" Roll Valley – 25' Rolls	Steel	32	33.66	
30130	36" Roll Valley – 50' Rolls	Steel	32	67.31	
30260	36" Std Aluminum Roll Valley – 50' Rolls	Aluminum	.012	22.31	

W VALLEY PRODUCT DIRECTORY

PART NUMBER	PRODUCT DESCRIPTION	MATERIAL	GAUGE/DECIMAL	WEIGHT	QTY. PER	DIAGRAM
30537	18" Style W Formed Valley 10' With Hemmed Edges	Steel	29	8.80	10/BDL	N/A
30550	20" Style W Formed Valley 10'	Steel	29	10.15	10/BDL	14-2
30551	20" Style W Formed Valley 10'	Steel	29	9.79	10/BDL	14-2
30554	20" Style W Formed Valley 10' With Hemmed Edges	Steel	29	10.15	10/BDL	14-2
30590	24" Style W Formed Valley 10'	Steel	29	12.11	10/BDL	14-2
30591	24" Style W Formed Valley 10'	Steel	26	15.84	10/BDL	14-2
30597	24" Style W Formed Valley 10' With Hemmed Edges	Steel	26	15.84	10/BDL	14-2
30594	24" Style W Formed Valley 10' With Hemmed Edges	Steel	29	12.35	10/BDL	14-2
30536	18" Style W Formed Valley 10' With Crimped Edge	Steel	29	9.05	10/BDL	14-3
30594	24" Style W Formed Valley 10' With 1/2" Hemmed Edges	Aluminum	.017	4.91	10/BDL	N/A

*Weights are calculated as theoretical. Actual weights may vary slightly.

SHINGLES PRODUCT DIRECTORY

PART NUMBER	PRODUCT DESCRIPTION	MATERIAL	GAUGE/DECIMAL	WEIGHT*	QTY. PER
31410	5" x 7" Shingles	Aluminum	.012	3.86	100/BDL
31410	5" x 7" Shingles	Steel	32	10.91	100/BDL
31416	5" x 7" Shingles	Aluminum	.012	18.08	100/BDL 500/CTN
31405	5" x 7" Shingles	Steel	32	10.91	100/CTN
31406	5" x 7" Shingles	Steel	34	10.68	100/CTN
31419	5" x 7" Shingles With Crimp (2" x 3" x 7")	Steel	34	9.92	100/CTN
31418	5" x 7" Shingles With Crimp (2" x 3" x 7")	Aluminum	.012	18.08	100/BDL 500/CTN
31414	5" x 7" Shingles With Crimp (2-1/2" x 2-1/2" x 7")	Steel	34	9.92	100/CTN
31413	5" x 7" Shingles With Crimp (2" x 3" x 7")	Aluminum	.012	3.86	100/CTN
31413	5" x 7" Shingles With Crimp (2" x 3" x 7")	Steel	32	10.91	100/CTN
31412	5" x 7" Shingles With Crimp (2-1/2" x 2-1/2" x 7")	Steel	32	10.91	100/CTN
31412	5" x 7" Shingles With Crimp (2-1/2" x 2-1/2" x 7")	Aluminum	.012	3.62	100/CTN
31417	5" x 7" Shingles With Crimp (2-1/2" x 2-1/2" x 7")	Aluminum	.012	18.08	100/BDL 500/CTN
31430	6" x 12" Shingles	Aluminum	.012	7.94	100/BDL
31430	6" x 12" Shingles	Aluminum	.017	12.02	100/BDL
31440	6" x 8" Shingles	Steel	32	14.88	100/BDL
31436	6" x 8" Shingles With Crimp (2" x 4" x 8")	Steel	32	14.64	100/CTN
31442	6" x 8" Shingles With Crimp (3" x 3" x 8")	Steel	32	14.96	100/BDL
31439	6" x 8" Shingles With Crimp (3" x 3" x 8")	Aluminum	.012	24.79	100/BDL 500/CTN
31437	6" x 8" Shingles With Crimp (2" x 4" x 8")	Steel	34	13.60	100/CTN
31448	7" x 7" Shingles With Crimp (3" x 4" x 7")	Steel	34	13.88	100/CTN
31459	7" x 7" Shingles With Crimp (3" x 4" x 7")	Steel	32	15.27	100/CTN
31458	7" x 7" Shingles With Crimp (3" x 4" x 7")	Aluminum	.012	25.31	100/BDL 500/CTN
31459	7" x 7" Shingles With Crimp (3" x 4" x 7")	Aluminum	.012	5.06	100/CTN
31451	7" x 9" Shingles With Crimp (3" x 4" x 9")	Aluminum	.012	32.54	100/BDL 500/CTN
31546	8" x 10" Shingles With Crimp (4" x 4" x 10")	Aluminum	.012	4.34	50 PER BDL
31498	8" x 12" Shingles With Crimp (4" x 4" x 12")	Aluminum	.012	10.42	100/CTN
31498	8" x 12" Shingles With Crimp (4" x 4" x 12")	Steel	32	29.45	100/CTN

*Weights are calculated as theoretical. Actual weights may vary slightly.

SHINGLES PRODUCT DIRECTORY

continued

PART NUMBER	PRODUCT DESCRIPTION	MATERIAL	GAUGE/DECIMAL	WEIGHT*	QTY. PER
31548	8" x 12" Shingles With Crimp (4" x 4" x 12")	Steel	29	20.23	50/BDL
31548	8" x 12" Shingles With Crimp (4" x 4" x 12")	Steel	32	14.41	50/BDL
31520	8" x 14" Shingles	Steel	32	17.18	50/BDL
31522	8" x 14" Shingles With Crimp (4" x 4" x 14")	Steel	32	17.18	50/BDL
31462	8" x 7" Shingles With Crimp (4" x 4" x 7")	Aluminum	.012	5.69	100/CTN
31467	8" x 7" Shingles With Crimp (4" x 4" x 7")	Steel	34	15.62	100/CTN
31478	8" x 8" Shingles	Steel	34	17.85	100/BDL
31480	8" x 8" Shingles	Steel	32	19.63	100/BDL
31482	8" x 8" Shingles With Crimp (4" x 4" x 8")	Aluminum	.017	6.95	100/CTN
31482	8" x 8" Shingles With Crimp (4" x 4" x 8")	Aluminum	.012	6.95	100/CTN
31484	8" x 8" Shingles With Crimp (4" x 4" x 8")	Aluminum	.012	34.73	500/CTN
31482	8" x 8" Shingles With Crimp (4" x 4" x 8")	Steel	29	27.30	100/CTN
31482	8" x 8" Shingles With Crimp (4" x 4" x 8")	Steel	32	19.63	100/CTN
31479	8" x 8" Shingles With Crimp (4" x 4" x 8")	Steel	34	17.85	100/CTN
31477	8" x 8" Shingles With Crimp (4" x 4" x 8")	Steel	34	17.85	100/BDL
31473	8" x 8" Shingles With Crimp (4" x 4" x 8")	Steel	34	8.93	50/CTN
31476	8" x 8" Shingles With Crimp (4" x 4" x 8")	Steel	32	9.82	50/BDL
31526	9-3/4" x 14" Shingles With Crimp (3-7/8" x 5-7/8" x 14")	Steel	26	15.17	20/BDL
31508	10" x 12" Shingles With Crimp (4" x 6" x 12")	Steel	32	37.39	100/BDL
31509	10" x 12" Shingles With Crimp (6" x 6" x 10")	Steel	32	37.01	100/BDL
31519	10" x 12" Shingles With Crimp (4" x 6" x 12")	Steel	34	34.00	100/BDL
31487	10" x 7" Shingles With Crimp (5" x 5" x 7")	Steel	34	19.83	100/CTN
31532	10" x 7" Shingles With Crimp (5" x 5" x 7")	Aluminum	.012	7.72	100/CTN
31489	10" x 8" Shingles with Crimp (5" x 5" x 8")	Aluminum	.012	44.10	500/CTN
31518	12" x 8" Shingles With Crimp (4" x 8" x 8")	Aluminum	.012	10.47	100/CTN
31545	Kick-Out Flashing LH (4" x 4" x 8" Crimped)	Steel	34	4.63	25/CTN
31544	Kick-Out Flashing RH (4" x 4" x 8" Crimped)	Steel	34	4.63	25/CTN

*Weights are calculated as theoretical. Actual weights may vary slightly.

continued



KLAUER

MANUFACTURING CO.

**Adding Strength
to Every Foundation.**

1185 Roosevelt Ext.
Dubuque, IA 52001

(563) 582.7201

smsales@klauer.com

WWW.KLAUER.COM

75960 Flashing Section

75961 Full Catalog

©2026 Klauer Manufacturing Company.