



**KLAUER**

MANUFACTURING CO.

STEEL SIDING AND ACCESSORIES



# STEEL SIDING

AND ACCESSORIES

[WWW.KLAUER.COM](http://WWW.KLAUER.COM)



CONTENTS

STEEL SIDING AND ACCESSORIES

› Steel Siding	4–5
› Seamless Steel Siding Coil	5
› Steel Siding Accessories	6–8
› Steel Shake Accent Siding	8
› Steel Shake Accent Siding Accessories	9
› Steel Shingle Accent Siding	9
› Steel Shingle Accent Siding Accessories	9
› CottageWood Shingle Siding	10
› CottageWood Steel Shingle Siding Accessories	11
› Steel Siding Collection	12
› Universal Siding Accessories (Manufactured From .022 Aluminum)	13–15

TOUGHNESS  
NEVER LOOKED SO GOOD

Want to improve your home’s curb appeal with a look that’s vibrant *and* resilient?

Klauer steel siding looks great—and it’s finished with a durable, long-lasting coating that resists cracking, peeling, flaking, blistering, chipping, fading and more.

And you can choose from three distinct finishes.

KLAUER  
CLASSIC™

The Klauer Classic Steel Siding and Accessories collection is available in 24 solid siding colors.

BENEFITS:

- › Two-coat XT40S siliconized polyester paint system
- › Excellent corrosion protection
- › Modified with silicone for exceptional roll-forming performance
- › Super-durable polyester resins provide superior resistance to chalking, fading and environmental weathering
- › Precision nylon-particle additives enhance the finish with texture
- › Highest-quality exterior grade and ceramic pigmentation amplifies long-term color and gloss retention
- › Meets minimal solar reflectance for ENERGY STAR™ approval
- › Lifetime limited warranty paint system



KLAUER  
ELITE™

The Klauer Elite Steel Siding and Accessories collection is available in five attractive colors. Klauer Elite adds durability, richness and low-glare, true-color appearance—even on the brightest days and in the toughest elements.

BENEFITS:

- › Two-coat XT40S siliconized polyester paint system
- › Excellent corrosion protection
- › Modified with silicone and high-performance wax for exceptional roll-forming performance
- › Proprietary wrinkle-textured finish provides a warm and low-reflective finish that retains color richness in the brightest direct sunlight
- › Super-durable polyester resins provide superior resistance to chalking, fading and environmental weathering, plus exceptional impact-resistant properties
- › Meets solar reflectance, LEED and ENERGY STAR requirements
- › Lifetime limited warranty paint system

KLAUER  
Prestige™

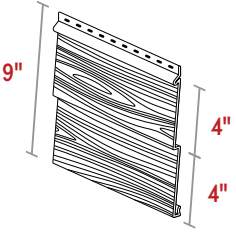
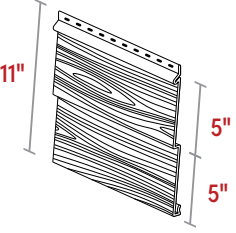
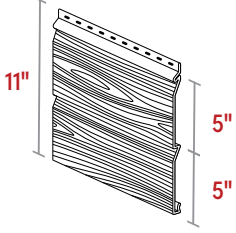
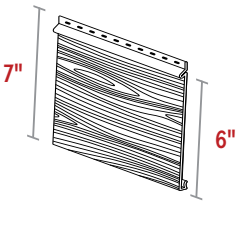
The Klauer Prestige Steel Siding and Accessories collection replicates nature’s colors and textures. Its unique color palette consists of five two-tone shades that create the look of naturally stained wood.

BENEFITS:

- › Four-coat XT40S siliconized polyester paint system
- › Excellent corrosion protection
- › Super-durable polyester resins provide superior resistance to chalking, fading and environmental weathering
- › Custom-designed, woodgrain-print overlay enriches and adds depth to our modern, real-wood look and top-of-the-line finish
- › Final application of polyester clear coat adds superior protection against scratches, dirt retention and staining
- › Meets minimal solar reflectance for ENERGY STAR approval
- › Lifetime limited warranty paint system



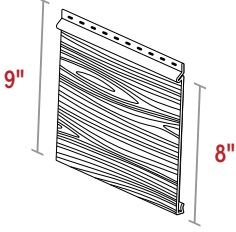
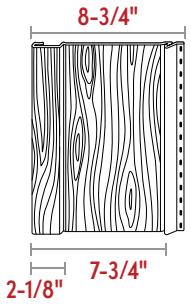
STEEL SIDING

	PART NUMBER	PRODUCT DESCRIPTION	PACKAGING AND SPECIFICATIONS
	57110	Double 4" Woodgrain	12 ft. 6 in. length 1 sq./ctn. 12 pcs./ctn. 89 lbs./ctn. 7.42 lbs./pc.
	57120	Double 5" Woodgrain	12 ft. length 1 sq./ctn. 10 pcs./ctn. 86 lbs./ctn. 8.6 lbs./pc.
	57130	Double 5" Dutchlap Woodgrain <i>Not available in Klauer Classic colors Brick Red, Brownstone, Chocolate, Colonial Blue, Ember Gray, Liberty Gray, Mountain Green, Terra Bronze and Winter Sage</i>	12 ft. length 1 sq./ctn. 10 pcs./ctn. 86 lbs./ctn. 8.6 lbs./pc.
	57160	Single 6" Woodgrain	12 ft. 6 in. length 1 sq./ctn. 16 pcs./ctn. 90 lbs./ctn. 5.63 lbs./pc.

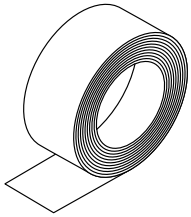
continued

STEEL SIDING


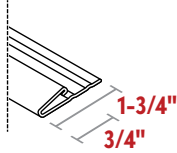
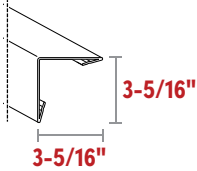
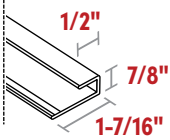
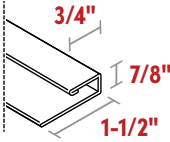
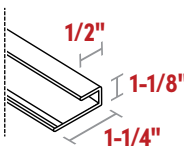
continued

	PART NUMBER	PRODUCT DESCRIPTION	PACKAGING AND SPECIFICATIONS
	57140	8" Horizontal Woodgrain	12 ft. 6 in. length 1 sq./ctn. 12 pcs./ctn. 87 lbs./ctn. 7.25 lbs./pc.
	57150	8" Vertical Board and Batten Woodgrain	10 ft. length 1 sq./ctn. 15 pcs./ctn. 87 lbs./ctn. 5.8 lbs./pc.

SEAMLESS STEEL SIDING COIL

	PART NUMBER	PRODUCT DESCRIPTION	PACKAGING AND SPECIFICATIONS
	57310	Seamless Steel Coil	9-3/40 in. width 700 approx. lbs.
	57320	Seamless Steel Coil	10-5/8 in. width 700 approx. lbs.
	57330	Seamless Steel Coil	13-1/4 in. width 700 approx. lbs.

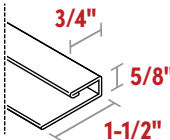
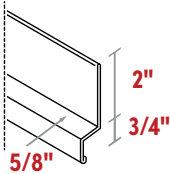
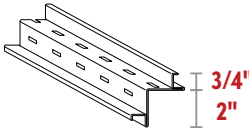
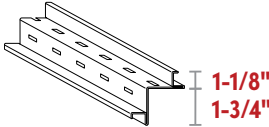
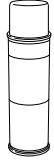
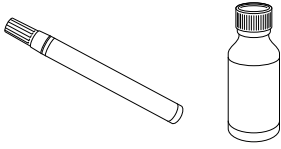
STEEL SIDING ACCESSORIES

     	PART NUMBER	PRODUCT DESCRIPTION	PACKAGING AND SPECIFICATIONS
	57340	Steel Trim Coil	13-1/4 in. x 50 ft. 1 coil/ctn. 36 lbs.
	57350	Steel Trim Coil	24-1/2 in. x 50 ft. 1 coil/ctn. 67 lbs.
	57200	Sill Trim	12 ft. 6 in. length 300 linear ft./ctn. 24 pcs./ctn. 45 lbs./ctn. 1.86 lbs./pc.
	57230	Corner Post Cap	10 ft. length 100 linear ft./ctn. 10 pcs./ctn. 45 lbs./ctn. 4.5 lbs./pc.
	44275	7/8" J Channel with 1/2" face	12 ft. 6 in. length 300 linear ft./ctn. 24 pcs./ctn. 48 lbs./ctn. 2 lbs./pc.
	44279	7/8" J Channel with 3/4" face	12 ft. 6 in. length 300 linear ft./ctn. 20 pcs./ctn. 44 lbs./ctn. 2.2 lbs./pc.
	57720	1-1/8" J Channel with 1/2" face	12 ft. 6 in. length 300 linear ft./ctn. 24 pcs./ctn. 51 lbs./ctn. 2.13 lbs./pc.

continued

STEEL SIDING ACCESSORIES

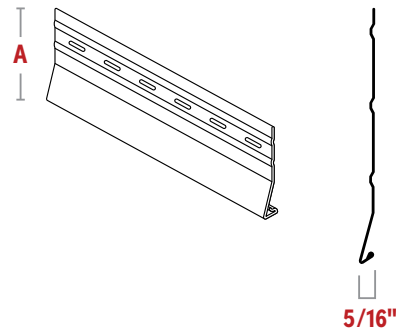
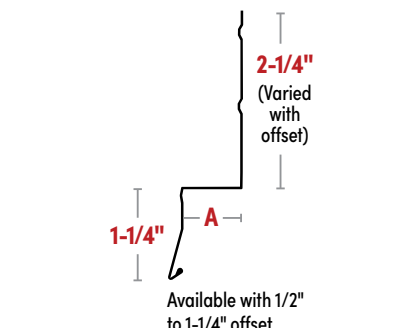
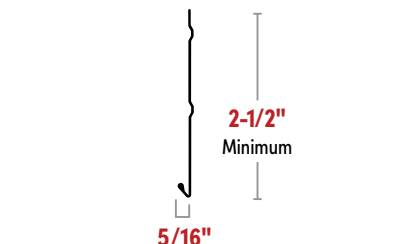
continued

     	PART NUMBER	PRODUCT DESCRIPTION	PACKAGING AND SPECIFICATIONS
	44274	5/8" J Channel Best for 8" vertical siding	12 ft. 6 in. length 300 linear ft./ctn. 24 pcs./ctn. 39 lbs./ctn. 1.63 lbs./pc.
	44273	5/8" Double Angle Best for 8" vertical siding	12 ft. 6 in. length 300 linear ft./ctn. 20 pcs./ctn. 45.4 lbs./ctn. 2.27 lbs./pc.
	57240	3/4" Narrow Corner Post Base	10 ft. length 100 linear ft./ctn. 10 pcs./ctn. 41 lbs./ctn. 4.1 lbs./ctn.
	57250	1-1/8" Wide Corner Post Base	10 ft. length 100 linear ft./ctn. 10 pcs./ctn. 41 lbs./ctn. 4.1 lbs./pc.
	15670	Touch-Up Spray Can	11-oz. spray can
	15679	Touch-Up Paint Bottle and Pen Dispenser Combo <i>Inquire for Prestige two-tone combo</i>	2-oz. bottle – 1 each and 1 pen dispenser

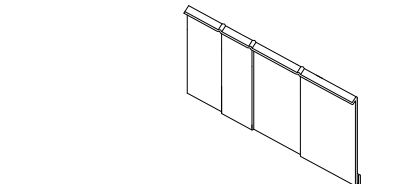
continued

STEEL SIDING ACCESSORIES

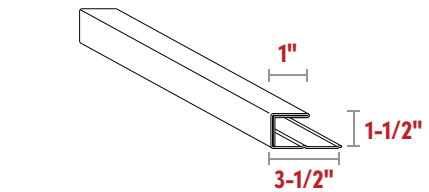
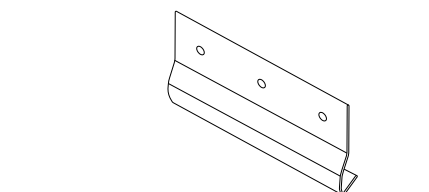
continued

	PART NUMBER	PRODUCT DESCRIPTION	PACKAGING AND SPECIFICATIONS	DIMENSIONS A
	84110	2-1/2" Steel Starter Strip	10 ft. length 500 linear ft. 50 pcs./ctn. 48 lbs./ctn. .96 lbs./pc.	1-5/8"
	84111	3-1/2" Steel Starter Strip	10 ft. length 300 linear ft. 30 pcs./ctn. 66 lbs./ctn. 2.2 lbs./pc.	2-5/8"
	84112	4-1/2" Steel Starter Strip	10 ft. length 250 linear ft. 25 pcs./ctn. 68 lbs./ctn. 2.72 lbs./pc.	3-5/8"
	84113	#2194 3/4" Offset Starter	10 ft. length 25 pcs./ctn. Steel: 2.20 lbs. Aluminum: .80 lbs.	3/4"
	84114	#2195 1-1/4" Offset Starter	10 ft. length 25 pcs./ctn. Steel: 2.70 lbs. Aluminum: 1.00 lbs.	1-1/4"
	84115	#2190 Fastening Spline Starter	10 ft. length 30 pcs./ctn. Steel: 1.60 lbs. Aluminum: .60 lbs.	—

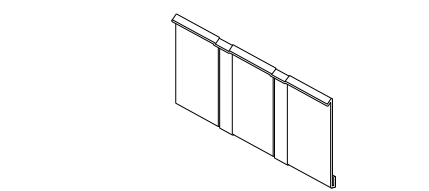
STEEL SHAKE ACCENT SIDING

	PART NUMBER	PRODUCT DESCRIPTION	PACKAGING AND SPECIFICATIONS
	71410	Steel Shake Accent Siding Panel	12 in. x 48 in. 12 pcs./ctn. 48 sq. ft./ctn. 45 lbs./ctn. 3.75 lbs./pc.

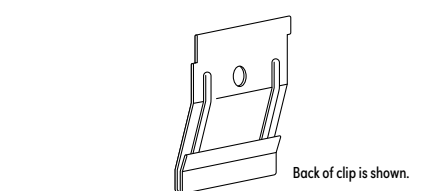
STEEL SHAKE ACCENT SIDING ACCESSORIES

	PART NUMBER	PRODUCT DESCRIPTION	PACKAGING AND SPECIFICATIONS
	44015	1-1/2" J Channel	12 ft. 6 in. length 10 pcs./ctn. 41 lbs./ctn. 4.1 lbs./pc.
	71430	Clip Fastener	75 pcs./ctn.

STEEL SHINGLE ACCENT SIDING

	PART NUMBER	PRODUCT DESCRIPTION	PACKAGING AND SPECIFICATIONS
	71420	Steel Shingle Accent Siding Panel	12 in. x 60 in. 10 pcs./ctn. 50 sq. ft./ctn. 41 lbs./ctn. .82 lbs./pc.

STEEL SHINGLE ACCENT SIDING ACCESSORIES

	PART NUMBER	PRODUCT DESCRIPTION	PACKAGING AND SPECIFICATIONS
	44275	7/8" J Channel	12 ft. 6 in. length 300 linear ft./ctn. 24 pcs./ctn. 48 lbs./ctn. 2 lbs./pc.
	71440	Clip Fastener	100 pcs./ctn. 1 lb./ctn.

# CottageWood

## SHINGLE SIDING


Crafted using heavy-gauge steel and durable, state-of-the-art finishes and coatings, our CottageWood shingles are guaranteed to retain their beauty and outperform competing materials. No other shingle offers the same protection, savings and lasting beauty. Invest in your home with a worry-free shingle that provides peace of mind for the future.


### GET MORE FROM KLAUER

CottageWood shingles are available in a beautiful palette of colors utilizing the Dura Coat Products coating system. These carry a fade-and-chalk-resistance warranty that ensures your shingles will remain vibrant for decades.

### AMERICAN MADE

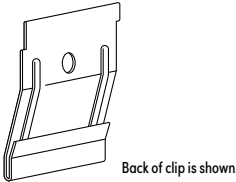
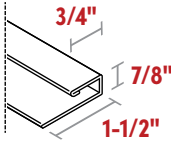
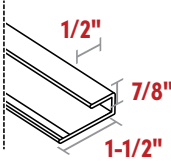
We work diligently with our suppliers to bring the best materials and newest technology to our shingles. Our high-quality steel, paint system, fasteners and accessories are 100% made in America.

PRODUCT SPECIFICATIONS	
PANEL EXPOSURE:	40.625" x 8.625"
PANELS PER SQUARE:	41.10
WEIGHT PER SQUARE:	85.70 lbs.
PRODUCT MATERIAL:	A653 Galvanized Steel, Textured SMP Finish
AVAILABLE COLORS:	Classic Snow White, Classic Sandalwood, Classic Moccasin, Classic Northern Woods, Classic Terra Bronze, Classic Winter Sage, Classic Liberty Gray, Classic Deep Ocean Blue, Classic Brick Red and Classic Mocha
FASTENING DETAIL:	Integrated Nail Tabs and Clips: Ring shank corrosion-resistant fasteners recommended
FASTENING CLIPS:	16" spacing, 120 per square recommended (100 per bag)
PANEL EXAMPLE:	



The colors shown are intended only as an approximation of the actual colors. Color chips are available upon request.

## COTTAGEWOOD STEEL SHINGLE SIDING ACCESSORIES

	PART NUMBER	PRODUCT DESCRIPTION	PACKAGING AND SPECIFICATIONS
	71440	Clip Fastener	100 pcs./ctn. 1 lb./ctn.
	44279	7/8" J Channel with 3/4" face	12 ft. 6 in. length 300 linear ft./ctn. 20 pcs./ctn. 44 lbs./ctn. 2.2 lbs./pc.
	44275	7/8" J Channel	12 ft. 6 in. length 300 linear ft./ctn. 24 pcs./ctn. 48 lbs./ctn. 2 lbs./pc.

STEEL SIDING COLLECTION

Want to improve your home's curb appeal with a look that's vibrant and resilient? Klauer steel siding looks great—and it's finished with a durable, long-lasting coating that resists cracking, peeling, flaking, blistering, chipping, fading and more. **And you can choose from three distinct finishes.**

KLAUER CLASSIC

					
SNOW WHITE	EGG SHELL	MOCCASIN	SANDALWOOD	GOLDENROD	RATTAN
					
NORTHERN WOODS	OLIVE BRANCH	CARAMEL	DUSTY CLAY	TERRA BRONZE	WINTER SAGE
					
EMBER GRAY	MOUNTAIN GREEN	SUNSET RED	BRICK RED	BROWNSTONE	SILVER GRAY
					
LIBERTY GRAY	COLONIAL BLUE	DEEP OCEAN BLUE	GRAY WOLF	MOCHA	EBONY

KLAUER ELITE

				
ELITE TERRA BRONZE	ELITE BRICK RED	ELITE BROWNSTONE	ELITE EMBER GRAY	ELITE MOCHA

KLAUER PRESTIGE

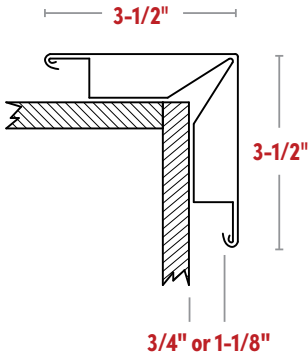
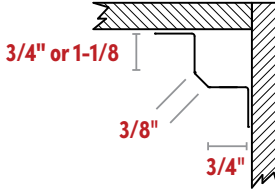
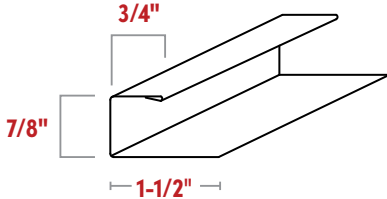

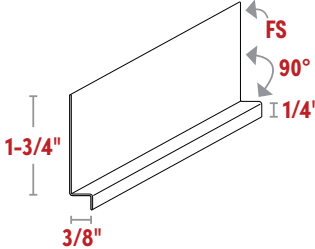
				
WHITE ASH	VERAWOOD	RIVER BIRCH	MAGNOLIA	ROSEWOOD



The colors shown are intended only as an approximation of the actual colors. Color chips are available upon request.

UNIVERSAL SIDING ACCESSORIES: MANUFACTURED FROM .022 ALUMINUM

Available in common engineered-wood and fiber-cement siding colors. Available in standard woodgrain embossed and non-embossed smooth. Inquire for availability of colors.

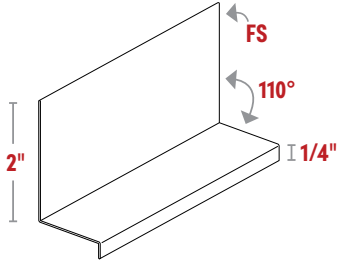
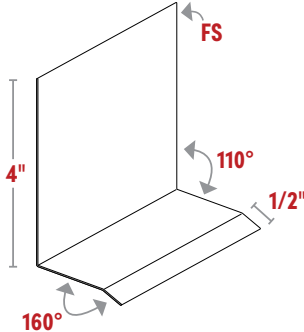
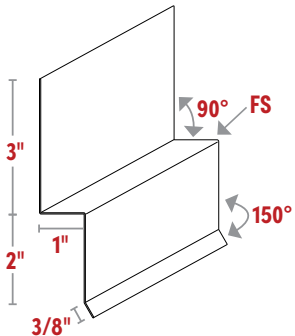
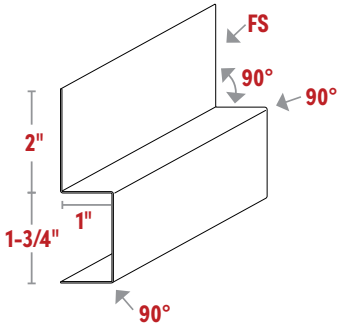
	PART NUMBER	PRODUCT DESCRIPTION	PACKAGING AND SPECIFICATIONS
	51000	3/4" Outside Corner Base – 10' Smooth	10/ctn. 1.82 lbs./ctn. .18 lbs./pc.
	51005	1-1/8" Outside Corner Base – 10' Smooth	10/ctn. 2.03 lbs./ctn. .2 lbs./pc.
	51010	Outside Corner, Cap (Snap-On) – 10' Woodgrain	10/ctn. 1.70 lbs./ctn. .17 lbs./pc.
	51020	3/4" Inside Corner – 10' Woodgrain	40/ctn. .84 lbs./ctn. .02 lbs./pc.
	51027	1-1/8" Inside Corner – 10' Smooth	40/ctn. .84 lbs./ctn. .02 lbs./pc.
	51025	1-1/8" Inside Corner – 10' Woodgrain	40/ctn. 1.05 lbs./ctn. .03 lbs./pc.
	44291	#2900 J Channel – 12' Smooth	20/ctn. .81 lbs./ctn. .04 lbs./pc.
	44290	#2900 J Channel – 12' Woodgrain	20/ctn. 1.01 lbs./pc. .05 lbs./pc.
	30230	24" Trim Coil – 50' Roll Smooth	1/ctn.
	30231	24" Trim Coil – 50' Roll Woodgrain	27 lbs.
	51036	3/8" Z Flashing Smooth	50 pcs./ctn. 24.5 lbs./ctn. .49 lbs./pc.
	51040	3/8" Z Flashing Woodgrain	50 pcs./ctn. 30.5 lbs./ctn. .61 lbs./pc.

continued

UNIVERSAL SIDING ACCESSORIES: MANUFACTURED FROM .022 ALUMINUM

continued

Available in common engineered-wood and fiber-cement siding colors. Available in standard woodgrain embossed and non-embossed smooth. Inquire for availability of colors.

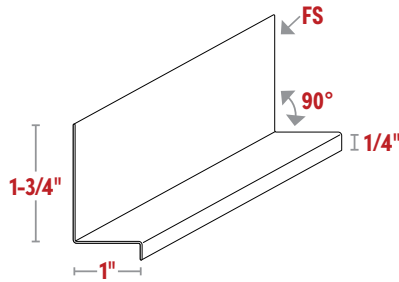
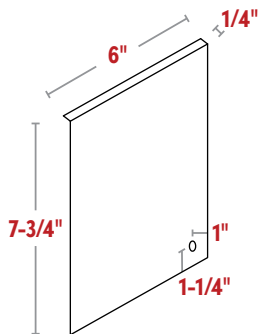

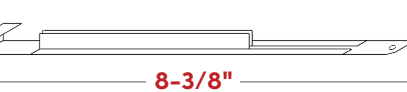



	PART NUMBER	PRODUCT DESCRIPTION	PACKAGING AND SPECIFICATIONS
	51057	1-1/16" Window Drip Cap Smooth	50 pcs./ctn. 34 lbs./ctn. .68 lbs./pc.
	51045	1-1/16" Window Drip Cap Woodgrain	50 pcs./ctn. 42.5 lbs./ctn. .85 lbs./pc.
	51059	Brick Flashing – 10' Smooth	20 pcs./ctn. 25.4 lbs./ctn. 1.27 lbs./pc.
	51050	Brick Flashing – 10' Woodgrain	20 pcs./ctn. 31.6 lbs./ctn. 1.58 lbs./pc.
	51071	Wall Flashing – 10' Smooth	20 pcs./ctn. 26.8 lbs./ctn. 1.34 lbs./pc.
	51070	Wall Flashing – 10' Woodgrain	20 pcs./ctn. 28.8 lbs./ctn. 1.44 lbs./pc.
	51058	Spacer Flashing – 10' Smooth	10 pcs./ctn. 11.8 lbs./ctn. 1.18 lbs./ctn.

continued

UNIVERSAL SIDING ACCESSORIES: MANUFACTURED FROM .022 ALUMINUM

continued

Available in common engineered-wood and fiber-cement siding colors. Available in standard woodgrain embossed and non-embossed smooth. Inquire for availability of colors.

	PART NUMBER	PRODUCT DESCRIPTION	PACKAGING AND SPECIFICATIONS
	51039	1" Z Flashing – 10' Smooth	50 pcs./ctn. 30.5 lbs./ctn. .61 lbs./pc.
	51083	6" x 8" Siding Joint Flashing	50/ctn. 4.09 lbs.
	51028	Siding Joint Covers – 3/4" x 6-3/8" Smooth	50/ctn. .02 lbs.
	51029	Siding Joint Covers – 3/4" x 6-3/8" Woodgrain	50/ctn. .02 lbs.
	51032	Siding Joint Covers – 3/4" x 8-3/8" Smooth	50/ctn. .04 lbs.
	51030	Siding Joint Covers – 3/4" x 8-3/8" Woodgrain	50/ctn. .04 lbs.
	51035	Siding Joint Covers – 7/8" x 8-5/8" Woodgrain	50/ctn. .04 lbs.





**KLAUER**

MANUFACTURING CO.

**Adding Strength  
to Every Foundation.**

1185 Roosevelt Ext.  
Dubuque, IA 52001

(563) 582.7201

[smsales@klauer.com](mailto:smsales@klauer.com)

[WWW.KLAUER.COM](http://WWW.KLAUER.COM)

75957 Siding Section

75961 Full Catalog

©2024 Klauer Manufacturing Company.