



STEEL SIDING

AND ACCESSORIES

CONTENTS

STEEL SIDING AND ACCESSORIES

| | |
|---|-----|
| › Steel Siding | 4–5 |
| › Seamless Steel Siding Coil | 5 |
| › Steel Siding Accessories | 6–8 |
| › Steel Shake Accent Siding | 9 |
| › Steel Shake Accent Siding Accessories | 9 |
| › Steel Shingle Accent Siding | 10 |
| › Steel Shingle Accent Siding Accessories | 10 |
| › Universal Siding Accessories (Manufactured From .022 Aluminum) | 11 |
| › Steel Siding Collection | 12 |

TOUGHNESS NEVER LOOKED SO GOOD

Want to improve your home's curb appeal with a look that's vibrant *and* resilient?

Klauder steel siding looks great—and it's finished with a durable, long-lasting coating that resists cracking, peeling, flaking, blistering, chipping, fading and more.

And you can choose from three distinct finishes.



KLAUER *CLASSIC*[™]

The Klauder Classic Steel Siding and Accessories collection is available in 23 solid siding colors.

BENEFITS:

- › Two-coat XT40S siliconized polyester paint system
- › Excellent corrosion protection
- › Modified with silicone for exceptional roll-forming performance
- › Super-durable polyester resins provide superior resistance to chalking, fading and environmental weathering
- › Precision nylon-particle additives enhance the finish with texture
- › Highest-quality exterior grade and ceramic pigmentation amplifies long-term color and gloss retention
- › Meets minimal solar reflectance for ENERGY STAR® approval
- › Lifetime limited warranty paint system

KLAUER *ELITE*[™]

The Klauder Elite Steel Siding and Accessories collection is available in five attractive colors. Klauder Elite adds durability, richness and low-glare, true-color appearance—even on the brightest days and in the toughest elements.

BENEFITS:

- › Two-coat XT40S siliconized polyester paint system
- › Excellent corrosion protection
- › Modified with silicone and high-performance wax for exceptional roll-forming performance
- › Proprietary wrinkle-textured finish provides a warm and low-reflective finish that retains color richness in the brightest direct sunlight
- › Super-durable polyester resins provide superior resistance to chalking, fading and environmental weathering, plus exceptional impact-resistant properties
- › Meets solar reflectance, LEED and ENERGY STAR requirements
- › Lifetime limited warranty paint system

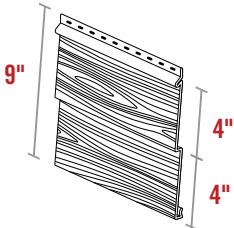
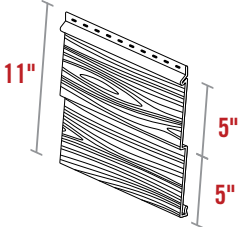
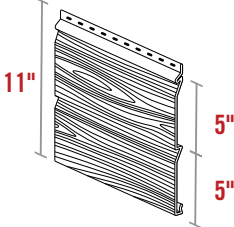
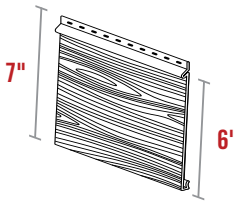
KLAUER *Prestige*[™]

The Klauder Prestige Steel Siding and Accessories collection replicates nature's colors and textures. Its unique color palette consists of five two-tone shades that create the look of naturally stained wood.

BENEFITS:

- › Four-coat XT40S siliconized polyester paint system
- › Excellent corrosion protection
- › Super-durable polyester resins provide superior resistance to chalking, fading and environmental weathering
- › Custom-designed, woodgrain-print overlay enriches and adds depth to our modern, real-wood look and top-of-the-line finish
- › Final application of polyester clear coat adds superior protection against scratches, dirt retention and staining
- › Meets minimal solar reflectance for ENERGY STAR approval
- › Lifetime limited warranty paint system

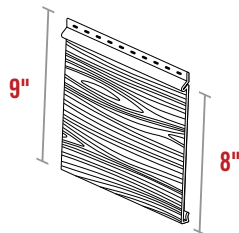
STEEL SIDING

| | PRODUCT DESCRIPTION | PACKAGING AND SPECIFICATIONS |
|---|---|--|
|  | Double 4" Woodgrain | 12 ft. 6 in. length 1 sq./ctn. 12 pcs./ctn. 89 lbs. |
|  | Double 5" Woodgrain | 12 ft. length 1 sq./ctn. 10 pcs./ctn. 86 lbs. |
|  | Double 5" Dutchlap Woodgrain <i>Not available in Klauer Classic colors Brick Red, Brownstone, Chocolate, Colonial Blue, Ember Gray, Liberty Gray, Mountain Green, Terra Bronze and Winter Sage</i> | 12 ft. length 1 sq./ctn. 10 pcs./ctn. 86 lbs. |
|  | Single 6" Woodgrain | 12 ft. 6 in. length 1 sq./ctn. 16 pcs./ctn. 90 lbs. |

Continued

STEEL SIDING

Continued




PRODUCT DESCRIPTION

8" Horizontal Woodgrain

PACKAGING AND SPECIFICATIONS

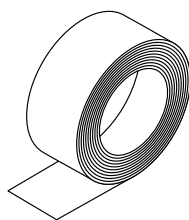
12 ft. 6 in. length
1 sq./ctn.
12 pcs./ctn.
87 lbs.



8" Vertical Board and Batten Woodgrain

10 ft. length
1 sq./ctn.
15 pcs./ctn.
87 lbs.

SEAMLESS STEEL SIDING COIL



PRODUCT DESCRIPTION

Seamless Steel Coil

PACKAGING AND SPECIFICATIONS

9-3/40 in. width
700 approx. lbs.

Seamless Steel Coil

10-5/8 in. width
700 approx. lbs.

Seamless Steel Coil

13-1/4 in. width
700 approx. lbs.

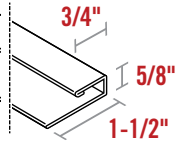
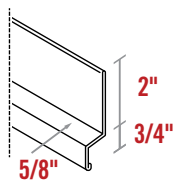
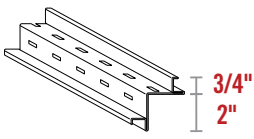
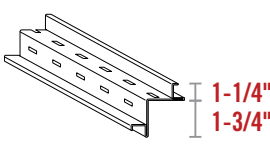
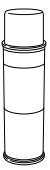
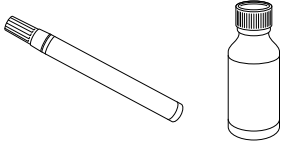
STEEL SIDING ACCESSORIES

|  | PRODUCT DESCRIPTION | PACKAGING AND SPECIFICATIONS |
|---|---------------------|---|
| | Steel Trim Coil | 13-1/4 in. x 50 ft. 1 coil/ctn. 36 lbs. |
| | Steel Trim Coil | 24-1/2 in. x 50 ft. 1 coil/ctn. 67 lbs. |
|  | Sill Trim | 12 ft. 6 in. length 300 linear ft./ctn. 24 pcs./ctn. 45 lbs. |
|  | Corner Post Cap | 10 ft. length 100 linear ft./ctn. 10 pcs./ctn. 45 lbs. |
|  | 3/4" J Channel | 12 ft. 6 in. length 300 linear ft./ctn. 24 pcs./ctn. 48 lbs. |
|  | 1-1/8" J Channel | 12 ft. 6 in. length 300 linear ft./ctn. 24 pcs./ctn. 51 lbs. |
|  | 3/4" Face J Channel | 12 ft. 6 in. length 300 linear ft./ctn. 20 pcs./ctn. 44 lbs. |

Continued

STEEL SIDING ACCESSORIES

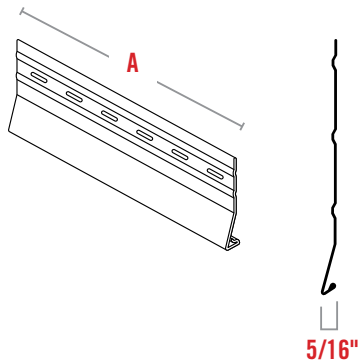
Continued

| | PRODUCT DESCRIPTION | PACKAGING AND SPECIFICATIONS |
|---|---|---|
|  | 5/8" J Channel | 12 ft. 6 in. length 300 linear ft./ctn. 20 pcs./ctn. 39 lbs. |
|  | 5/8" Double Angle | 12 ft. 6 in. length 300 linear ft./ctn. 20 pcs./ctn. 45.4 lbs. |
|  | 3/4" Narrow Corner Post Base | 10 ft. length 100 linear ft./ctn. 10 pcs./ctn. 41 lbs. |
|  | 1-1/8" Wide Corner Post Base | 10 ft. length 100 linear ft./ctn. 10 pcs./ctn. 41 lbs. |
|  | Touch-Up Spray Can | 11-oz. spray can |
|  | Touch-Up Paint Bottle and Pen Dispenser Combo <i>Inquire for Prestige two-tone combo</i> | 2-oz. bottle – 1 each and 1 pen dispenser |

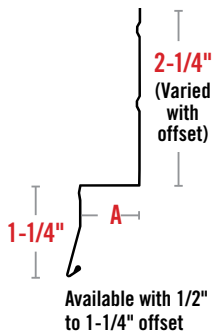
Continued

STEEL SIDING ACCESSORIES

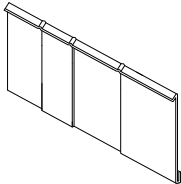
Continued



| PRODUCT DESCRIPTION | PACKAGING AND SPECIFICATIONS | DIMENSIONS A |
|--------------------------------|---|-----------------|
| 2-1/2" Steel Starter Strip | 10 ft. length 500 linear ft. 50 pcs./ctn. 48 lbs. | 1-5/8" |
| 3-1/2" Steel Starter Strip | 10 ft. length 300 linear ft. 30 pcs./ctn. 66 lbs. | 2-5/8" |
| 4-1/2" Steel Starter Strip | 10 ft. length 250 linear ft. 25 pcs./ctn. 68 lbs. | 3-5/8" |
| #2194 3/4" Offset Starter | 10 ft. length 25 pcs./ctn. Steel: 2.20 lbs. Aluminum: .80 lbs. | 3/4" |
| #2195 1-1/4" Offset Starter | 10 ft. length 25 pcs./ctn. Steel: 2.70 lbs. Aluminum: 1.00 lb. | 1-1/4" |
| #2190 Fastening Spline Starter | 10 ft. length 30 pcs./ctn. Steel: 1.60 lbs. Aluminum: .60 lbs. | — |



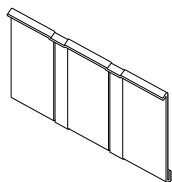
STEEL SHAKE ACCENT SIDING

| | PRODUCT DESCRIPTION | PACKAGING AND SPECIFICATIONS |
|---|---------------------------------|---|
|  | Steel Shake Accent Siding Panel | 12 in. x 48 in. 12 pcs./ctn. 48 sq. ft./ctn. 45 lbs. |

STEEL SHAKE ACCENT SIDING ACCESSORIES

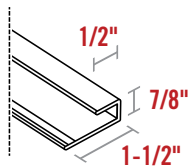
| | PRODUCT DESCRIPTION | PACKAGING AND SPECIFICATIONS |
|---|---------------------|--|
|  | 1-1/2" J Channel | 12 ft. 6 in. length 10 pcs./ctn. 41 lbs. |
|  | Clip Fastener | 75 pcs./ctn. |

STEEL SHINGLE ACCENT SIDING

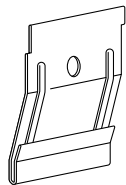


| PRODUCT DESCRIPTION | PACKAGING AND SPECIFICATIONS |
|-----------------------------------|---|
| Steel Shingle Accent Siding Panel | 12 in. x 60 in. 10 pcs./ctn. 50 sq. ft./ctn. 41 lbs. |

STEEL SHINGLE ACCENT SIDING ACCESSORIES



| PRODUCT DESCRIPTION | PACKAGING AND SPECIFICATIONS |
|---------------------|---|
| 3/4" J Channel | 12 ft. 6 in. length 300 linear ft./ctn. 24 pcs./ctn. 48 lbs. |

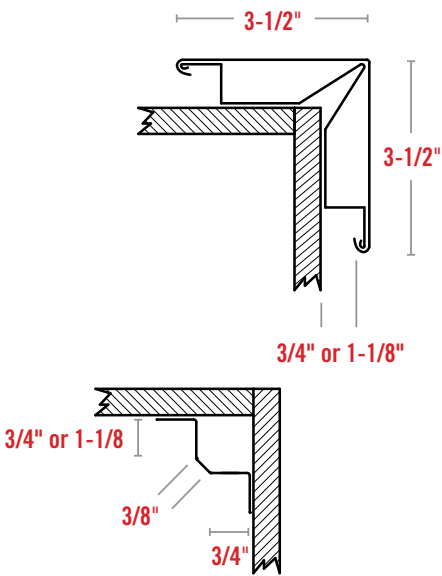
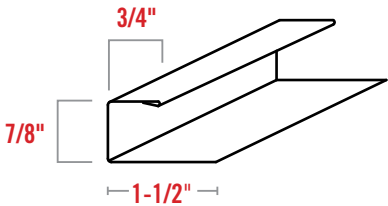



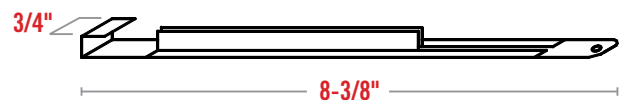
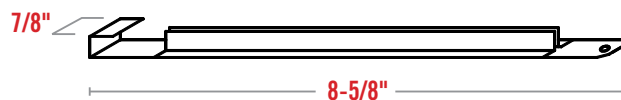
Back of clip is shown.

| | |
|---------------|---------------|
| Clip Fastener | 100 pcs./ctn. |
|---------------|---------------|

UNIVERSAL SIDING ACCESSORIES (MANUFACTURED FROM .022 ALUMINUM)

Available in standard woodgrain embossed and non-embossed smooth. Inquire for availability of colors.

| | PRODUCT DESCRIPTION | PACKAGING AND SPECIFICATIONS |
|---|--------------------------------------|------------------------------|
|  | 3/4" Outside Corner Base – 10' | Bulk Pack 1.82 lbs. |
| | 1-1/8" Outside Corner Base – 10' | Bulk Pack 2.03 lbs. |
| | Outside Corner, Cap (Snap-On) – 10' | 10/ctn. 1.70 lbs. |
| | 3/4" Inside Corner – 10' | 40/ctn. .84 lbs. |
| | 1-1/8" Inside Corner – 10' | 40/ctn. 1.03 lbs. |
|  | #2900 J Channel – 12' | 20/ctn. .96 lbs. |
|  | 24" Trim Coil – 50' Roll | 1/ctn. 27 lbs. |
| | Sliding Joint Covers – 3/4" x 8-3/8" | 50/ctn. .04 lbs. |
| | Sliding Joint Covers – 7/8" x 8-5/8" | 50/ctn. .04 lbs. |



STEEL SIDING COLLECTION

Want to improve your home's curb appeal with a look that's vibrant and resilient? Klauer steel siding looks great—and it's finished with a durable, long-lasting coating that resists cracking, peeling, flaking, blistering, chipping, fading and more. **And you can choose from three distinct finishes.**

KLAUER CLASSIC



KLAUER ELITE



KLAUER PRESTIGE



Dura Coat
 PREPARED COATINGS
 An Axalta Coating Systems Company

The colors shown are intended only as an approximation of the actual colors. Color chips are available upon request.



1185 Roosevelt Ext.
PO Box 59
Dubuque, IA 52004-0059
(563) 582.7201
smsales@klauer.com

WWW.KLAUER.COM

75957 Siding Section
75961 Full Catalog

©2021 Klauer Manufacturing Company.